

Candace teachings on GLP

Abundant Hope



**Nip's solar/quake thread
Part 2**

Nobody in Particular (OP)

the Age of Confusion is Fully Manifest.

User ID: 3273555

 United States

10/15/2011 03:17 PM



[\[link to iono.jpl.nasa.gov\]](http://iono.jpl.nasa.gov) at this tec (total electron count)

red used to be 50 and then 60. today it's 80, and what was 60 is greenish yellow. be sure to watch for the changing numbers in interpreting this, as the electrons are HIGHER and around the former 60 range of about 2 days ago, in a very large area. I don't know what this means but I suspect it does have something to do with the over stuffed feeling so many of us have.

ditto with this site when I compared, the red that used to be 10 quite recently is not 16. [\[link to www.gdgps.net\]](http://www.gdgps.net) People not noticing this change are likely to assume they are down not up.

I assume this site [\[link to www.swpc.noaa.gov\]](http://www.swpc.noaa.gov) is showing action again because of the somewhat higher x ray flare activity from the sun today showing here: [\[link to www.n3kl.org\]](http://www.n3kl.org)

Otherwise the sun facing us is pretty quiet as is the magnetosphere, we received a couple small bumps starting at 0 utc last night. [\[link to www2.nict.go.jp\]](http://www2.nict.go.jp)

quake activity very low today. but I feel a pressure, not sure if from the rising TEC or impending something or the other. I don't think we have had any noticeable earth facing CMEs lately. Not that I remember that were viewable. We do get ones off the front of the sun that do not show on stereo now and then and are thus a surprise.

[\[link to earthquake.usgs.gov\]](http://earthquake.usgs.gov) quakes have risen here the last few days to back over 400 again. 5.3 quake off oregon a couple days ago is perhaps interesting.

Last Edited by [Nobody in Particular](#) on 10/15/2011 03:27 PM

Nobody in Particular (OP)

the Age of Confusion is Fully Manifest.

User ID: 3273555

 United States

10/16/2011 07:51 PM



well for reasons I have no idea why, there are NO stereo ! images since about 14 to 15 UTC yesterday, as the 15th UTC. None on this 16 th utc day. the small cme on soho is not evidence on behind. So I have no idea it's direction, or if its associated with a sunspot eruption or not.

Nobody in Particular (OP)

the Age of Confusion is Fully Manifest.

User ID: 3582325

 United States

10/22/2011 09:27 AM



Oh my some BIG CME's during my night. Probably not earth directed, because they are so high on the sun. but I am still studying them.

REALLY visible on the HI 1 images on stereo too! [\[link to stereo.gsfc.nasa.gov\]](http://link.to.stereo.gsfc.nasa.gov) [\[link to stereo.gsfc.nasa.gov\]](http://link.to.stereo.gsfc.nasa.gov)

[\[link to stereo.gsfc.nasa.gov\]](http://link.to.stereo.gsfc.nasa.gov) THREE CME's showing on cor 2 ahead over night. The first one is probably earth directed, but its not a big as the next 2.

Nobody in Particular (OP)

the Age of Confusion is Fully Manifest.

User ID: 3582325

 United States

10/23/2011 11:16 AM



well the magnetosphere remains very quiet. I may keep a list of quakes not on usgs today. there are several glaring errors already. But we have 2 quakes over 7 this week which is unusual. I haven't heard but a bit on tv about the turkey quake a few hours ago, have not idea of the damage. It seems to be in a area that is not heavily populated and is tossing lots of aftershocks

making usgs. there are a lot of 3+ too that are not there, very active site. I won't bother with the aftershocks of the turkey quake, well I did a couple big ones not posted. I will update again later.

20:44 31.35 N 45.55 E 33km mb **5.7** IRAQ

18:07 utc 5.19 N 39.14 E 33km mb **5.3** ETHIOPIA

12:23 utc 36.48 N 45.26 E 87km mb **5.2** A. IRAN-IRAQ BORDER REGION

11:32 utc 34.52 N 45.85 E 33km **mb 5.2** IRAN-IRAQ BORDER REGION this is not the same location as the quake reported for this time on usgs, just to be clear.

11:10 38.76 N 46.12 E 10km mb **5.3** NORTHWESTERN IRAN

11:10 36.66 N 48.18 E 15km mb **4.9** NORTHWESTERN IRAN

11:05 60.61 N 93.91 E 33km mb **5.4** NORTHCENTRAL SIBERIA, RUSSIA

11:03 utc 50.37 N 22.56 E 30km mb **5.2** POLAND

11:00 utc 38.28 N 43.07 E 33km mb **6.0** EASTERN TURKEY well I am listing this one, its important and left out.

10:56 utc 35.26 N 50.68 E 15km mb **5.8** NORTHERN IRAN

10:56utc 34.81 N 45.11 E 33km mb **4.9** IRAN-IRAQ BORDER REGION

10:53 38.75 N 43.20 E 7 ML **5.1** EASTERN TURKEY another one missed on eastern turkey, so what the heck, include it because its over 5 CNN is just now showing some images of collapsed buildings and saying there has been deaths.

10:44 utc 37.08 N 29.19 E 10km ML **5.2** WESTERN TURKEY

9:20 utc 41.17 N 70.61 E 25km mb **4.1** EASTERN UZBEKISTAN including this because usgs claims they post all world wide quakes above 2.5 I choose to start with the 4+

7:23 utc 35.27 N 7.90 E 10km mb **5.2** NORTHERN ALGERIA

4:58 utc 33.88 N 69.49 E 2km ML **4.0** CENTRAL AFGHANISTAN

3:48 utc 42.82 N 118.69 E 10km mb **4.9** EASTERN NEI MONGOL, CHINA

3:47 utc 53.58 N 160.91 E 60km mb **4.7** NEAR EAST COAST OF KAMCHATKA

1:31 utc 4.54 S 100.71 E 10km M **4.6** SOUTHWEST OF SUMATRA, INDONESIA

1:28utc 37.56 N 69.22 E 2km ML **4.0** TAJIKISTAN

1:28 35.41 N 68.54 E 2km ML **4.3** CENTRAL AFGHANISTAN

Last Edited by [Nobody in Particular](#) on 10/23/2011 11:06 PM

Nobody in Particular (OP)

the Age of Confusion is Fully Manifest.

User ID: 3582325

 United States

10/23/2011 07:41 PM



something on interest in this thread. I made some replies. [Thread: SHIN THIS PIT!!! What's going on in the Ionosphere??](#)

Nobody in Particular (OP)

the Age of Confusion is Fully Manifest.

User ID: 3582325

 United States

10/24/2011 11:09 AM



somebody posted a thread yesterday asking why on this. [[link to www.swpc.noaa.gov](http://www.swpc.noaa.gov)]

I don't know why, as this seem related to x ray flares and that is sorta of quiet right now, so I don't understand why the increased absorption in the polar areas. today's x ray flux [[link to www.swpc.noaa.gov](http://www.swpc.noaa.gov)] the proton flux is a bit elevated too [[link to www.swpc.noaa.gov](http://www.swpc.noaa.gov)] which would be reflected in the first link above also, but why the proton flux is higher, I don't know. flux is NOT the numbers, its the energy of vibration of the protons, as is the x ray flux and other fluxes.

the bz was negative for a long time but I have seen it such without this above.

the electron flux is not high at all. [[link to www.swpc.noaa.gov](http://www.swpc.noaa.gov)]


the haarp TEC is HIGH and snce Haarp is located near the north polar region, I would assume this is somehow related to the global drap, first link above. [[link to www.haarp.alaska.edu](http://www.haarp.alaska.edu)]

so as to WHY the polar regions are active right now, I don't know. but i am curious about it.

Nobody in Particular (OP)

the Age of Confusion is Fully Manifest.

User ID: 3582325

 United States

10/24/2011 02:51 PM



we just had a quicky solar impulse, and here is the thread I posted in if any are interested. [Thread: WARNING: Geomagnetic Sudden Impulse expected](#)

[Nobody in Particular](#) (OP)

the Age of Confusion is Fully Manifest.

User ID: 3582325

 United States

10/24/2011 06:40 PM



well I have returned for a nice nap I needed and this is more than a quickie sudden impulse from the edge of a cme, its a CME, and I assume the one that came first in that group of 3 2 days ago that seemed earth directed.

[\[link to www2.nict.go.jp\]](http://www2.nict.go.jp) climbing to 1500 on the AE index.

And the wind increase is hanging in there. We shall see what it all does regards any quakes that might result. I thought initially this was a short event possibly of fleet origin, they have done this when we needed protons, but this is a regular normal cme. It was miscalled as a sudden impulse by NASA.

a lot of protons inside the magnetosphere that will be affecting the ionosphere. [\[link to www2.nict.go.jp\]](http://www2.nict.go.jp)

[\[link to www.swpc.noaa.gov\]](http://www.swpc.noaa.gov) these latest CME' are causing more change in the GOES magnetometer than in the past.

now on this link right above, this is the statement below. I have bolded some of it, because this has done that, the data near zero on the NOON or daylight side. Now let me go look at another image. I will edit again so this is all together .

The GOES Hp plot contains the 1-minute averaged parallel component of the magnetic field in nanoTeslas (nT), as measured at GOES-13 (W75) and GOES-15 (W89). **The Hp component is perpendicular to the satellite orbit plane and Hp is essentially parallel to Earth's rotation axis. If these data drop to near zero, or less, when the satellite is on the dayside it may be due to a compression of Earth's magnetopause to within geosynchronous orbit, exposing satellites to negative and/or highly variable magnetic fields.** On the nightside, a near zero, or less, value of the field indicates strong currents that are often associated with substorms and an

intensification of currents in the Earth's geomagnetic tail.

well I don't have the link I want, but this is interesting as this graph has been made to go to 16 instead of the 10 it had maybe 10 days ago. I mentioned that change somewhere above. Despite the change from 1 to 16, it has again a white spot which means it's over 16. 10 is now yellowish green on it, and you see that had they not changed the limits on the graph, the white spot would be really HUGE. [[link to www.gdgps.net](http://www.gdgps.net)]

[[link to www.gdgps.net](http://www.gdgps.net)]

Last Edited by [Nobody in Particular](#) on 10/24/2011 06:58 PM

[Nobody in Particular](#) (OP)

the Age of Confusion is Fully Manifest.

User ID: 3582325

 United States

10/24/2011 08:32 PM



[[link to stereo.gsfc.nasa.gov](http://stereo.gsfc.nasa.gov)] now that this day is fully filled in, the 22nd with all the images, there were 5 CME's viewable on it on cor 2. and some are showing also on the hi 1 and 2 systems.

2 on the lower left which could be earth directed and possibly showed today, 2 off the top/back of the sun and 1 on the right. Now the ones off the top, may have had some earth direction, being these are ahead image, maybe part of the cloud could hit.

Last Edited by [Nobody in Particular](#) on 10/24/2011 08:35 PM

[Nobody in Particular](#) (OP)

the Age of Confusion is Fully Manifest.

User ID: 3582325

 United States

10/24/2011 10:58 PM



from www.spaceweather.com. got there for aurora pics all the way to arkansas.

AURORAS IN THE USA--NOW! Northern Lights have spilled across the Canadian border into the

contiguous USA. Observers report auroras as far south as Arkansas, Tennessee, Missouri, Indiana, Maryland, New York, and Ohio. The display was caused by the CME impact described below. Aurora alerts: text, voice.

CME IMPACT: A CME hit Earth's magnetic field on Oct. 24th at approximately 1800 UT (02:00 pm EDT). According to analysts at the Goddard Space Weather Lab, **the impact caused a strong compression of Earth's magnetic field, allowing solar wind to penetrate all the way down to geosynchronous orbit for a brief period between 19:06 UT and 19:11 UT.** Earth-orbiting spacecraft could have been directly exposed to solar wind plasma during that time.

see my post above where I suggested that this was happening, what I bolded above.

shadasonic

User ID: 1507484

 United States

10/24/2011 11:15 PM

Seems like a lot of energy got through in the last half day, body vibes and ear tone fluctuation have been very intense. I was reading a book and could "feel it" building, I told my brother and pulled up the magnetosphere simulation. Mother Earth's wings were spread wide, he was pretty shocked as he is going through newbie disbelief and confusion. Energy has been different of late, builds quicker and isn't letting up all the way. I can sense waves and particles for days at a time

Nobody in Particular (OP)

the Age of Confusion is Fully Manifest.

User ID: 3582325

 United States

10/25/2011 09:18 AM



my, on checking stuff this morning, during my night the bz really went up from that CME yesterday, the magnetosphere image is all balled up and look at the AE index. [[link to www2.nict.go.jp](http://www2.nict.go.jp)] bz got up over 20, eyeballing on ACE about to 25.

Last Edited by Nobody in Particular on 10/25/2011 09:21 AM

Emily78

User ID: 1303252

 United States

10/25/2011 10:06 AM

The ear ringing just picked up too. Left ear. Northern Va.

Quoting: **Anonymous Coward 1374158**

Hey NIP,

I also noticed my left ear has been ringing..then occasionally my right. I have been checked for tinnitus...it is definitely not that!

What could the ringing be? When no one can tell you it becomes unsettling.. :)

I am pretty healthy also ...

[Nobody in Particular](#) (OP)

the Age of Confusion is Fully Manifest.

User ID: 3582325

 United States

10/25/2011 10:47 AM



The ear ringing just picked up too. Left ear. Northern Va.

Quoting: **Anonymous Coward 1374158**

Hey NIP,

I also noticed my left ear has been ringing..then occasionally my right. I have been checked for tinnitus...it is definitely not that!

What could the ringing be? When no one can tell you it becomes unsettling.. :)

I am pretty healthy also ...


Quoting: **Emily78**

any of the various energies coming in. I am hearing the next lap of the WAVE now too. High pitched crystalline sound. I have to currently be pretty quiet to hear it.

[Nobody in Particular](#) (OP)

the Age of Confusion is Fully Manifest.

User ID: 3582325

 United States

10/25/2011 02:50 PM



[[link to www.swpc.noaa.gov](http://www.swpc.noaa.gov)] while it lasts, that is some reaction on the magnetometer on goes.

[Nobody in Particular](#) (OP)

the Age of Confusion is Fully Manifest.

User ID: 3582325

 United States

10/25/2011 07:36 PM



There is a warning posted for west coast usa folks on my site. [[link to abundanthope.net](http://abundanthope.net)]

Horusinsun

User ID: 4056576

 Australia

10/26/2011 03:32 AM

Hey Candace,

Just before I go into another bot of hayfever sneezing and madness, Spaceweather have a short clip posted to site showing the latest CME.

They are stating it took 41hrs to reach us at a speed of 2 million mph. Interesting hey?

What also was interesting were a few white large items moving quickly with the cloud or just before it reached them.

Wondering if this is fleet ride the wave and doing energy works on the southern polar region, as alot of the cloud had southern polarised energy spaceweather are saying. Felt like it was a blanket effect for earth and it certainly balled the field overnight with some very high reading on BZ and By indexes.

Must go and hope you are well during these times, certainly sounds like the tenuous situation on the western coast is certainly acceralting, the messages of California warnings have been echoing in my ears for the past week or so again, so maybe Soltec. Adama or the various guessing games I play with whom it is who keep telling me things lol!


Night and achoo lol!

Brendan.

Nobody in Particular (OP)

the Age of Confusion is Fully Manifest.

User ID: 3582325

 United States

10/26/2011 02:16 PM



there is a possible straight earth facing CME that started somewhere between about 8 and 11 UTC today.

Nobody in Particular (OP)

the Age of Confusion is Fully Manifest.

User ID: 3582325

 United States

10/26/2011 10:28 PM



well for the heck of it, I am tired and bored, and messed up a knee and in pain, so lets check the quakes not on usgs.

(

Now yesterdays, some anyway, lets see what time I wish to spend.

there are still lots of unposted 4+ turkey aftershocks and a lot of 3+ ones too. usgs still state they report all quakes world wide 2.5+ they do not.

These 3 quakes below show it quaking near Yemen

20:32 utc 15.51 N 52.67 E 33 mb **5.1** NEAR THE COAST OF YEMEN

19:54 utc 14.34 N 53.73 E 33 km mb **4.9** OWEN FRACTURE ZONE REGION

19:38 utc 14.22 N 53.66 E 10km M **4.4** OWEN FRACTURE ZONE REGION GFZ

10:50 utc 58.21 N 19.24 E 10km mb **4.7** BALTIC SEA

9:57 utc 34.65 N 20.39 E 2km mb **4.2** CENTRAL MEDITERRANEAN SEA

3:39 utc 03:39:34.9 18.06 N 109.61 E 10km mb **4.9** HAINAN, CHINA

*Last Edited by **Nobody in Particular** on 10/27/2011 08:12 PM*

Nobody in Particular (OP)

the Age of Confusion is Fully Manifest.

User ID: 3582325

 United States

10/27/2011 11:23 AM



well lets see what gets left off usgs today, since there some more after my post last night which already had 2 which I will move to this post. There are quite a few 4+ after shocks from the East Turkey quake not included at all on USGS, giving a false impression that the quaking is about over there. Lots of 3+ still too.

22:41 utc 52.60 N 19.17 W 10km mb **4.4** NORTH ATLANTIC OCEAN

20:20 utc 37.80 N 141.32 E 53km mb **4.8** NEAR EAST COAST OF HONSHU, JAPAN

12:21 utc 56.59 N 76.96 W 33km mb **5.1** A NORTHERN QUEBEC, CANADA

12:18 utc 23.13 N 33.27 E 33km mb **5.1** EGYPT

6:15 utc 17.87 S 179.60 W 611km mb **4.3** FIJI REGION

5:56 utc 49.68 N 156.01 E 54km mb **4.6** KURIL ISLANDS

5:04 utc 26.82 S 178.05 W 80km mb **4.7** SOUTH OF FIJI ISLANDS

4:42 utc 37.10 N 74.70 E 25km mb **4.1** SOUTHERN XINJIANG, CHINA

3:39 utc 17.62 S 178.67 W 514km mb **4.4** FIJI REGION

1:20 utc 15.81 S 168.15 E 39km mb **4.9** VANUATU

0:20 utc 24.03 N 158.94 E 5km mb **6.7** NORTH PACIFIC OCEAN

0:17 utc 6.76 N 153.89 E 15km mb **5.8** STATE OF CHUUK, MICRONESIA

Last Edited by [Nobody in Particular](#) on 10/27/2011 08:15 PM

[Nobody in Particular](#) (OP)

the Age of Confusion is Fully Manifest.

User ID: 3582325

United States

10/28/2011 09:38 AM



[\[link to www2.nict.go.jp\]](http://www2.nict.go.jp)

Fleet shoot inside the magnetosphere. We must need protons again to keep the planet stable.

[\[link to www.swpc.noaa.gov\]](http://www.swpc.noaa.gov) shows almost zilch protons for at least the last 24 hours.

Sunrise here if about 5 minutes late the last 2 mornings.

Last Edited by [Nobody in Particular](#) on 10/28/2011 09:41 AM

[~Me](#)

User ID: 1728140

 Canada

10/28/2011 10:19 AM

[\[link to www2.nict.go.jp\]](http://www2.nict.go.jp)

Fleet shoot inside the magnetosphere. We must need protons again to keep the planet stable.

[\[link to www.swpc.noaa.gov\]](http://www.swpc.noaa.gov) shows almost zilch protons for at least the last 24 hours.

Sunrise here if about 5 minutes late the last 2 mornings.

Quoting: **Nobody in Particular**

Why is that NIP? I thought Gaia is needing to release? Doesn't this just prolong things?

[Nobody in Particular](#) (OP)

the Age of Confusion is Fully Manifest.

User ID: 3582325

 United States

10/28/2011 10:27 AM



Ok, it seems the not mentioning quakes is going on again. I did not include the unmentioned 4+ in eastern turkey. Those poor people.

ok that's all, I took one aftershock from peru off because it was finally listed.

19:59 utc 38.60 N 43.23 E 2km mb **4.3** EASTERN TURKEY (one of several 4+ not reported)

19:10 utc 14.66 S 76.36 W 22km M **5.2** NEAR COAST OF CENTRAL PERU

19:03 utc 19.89 N 39.77 W 10km mb **5.5** NORTH ATLANTIC OCEA

18:58 utc 17.30 N 41.44 W 10km mb **5.6** NORTH ATLANTIC OCEAN BEO

15:33 utc 52.98 N 107.24 E 15km mb **4.1** LAKE BAYKAL REGION, RUSSIA

13:37 utc 42.15 N 77.53 E 1km mb **4.7** M KYRGYZSTAN

13:06 utc 2.55 N 128.56 E 209km M **4.4** HALMAHERA, INDONESIA GFZ

11:14 utc 35.18 N 158.63 E 10km M **5.8** NORTH PACIFIC OCEAN

11:14 utc 25.35 N 148.52 E 1km mb **5.9** EAST OF THE VOLCANO ISLANDS

11:13 utc 21.38 N 155.13 E 164km mb **5.9** NORTH PACIFIC OCEAN

11:13 utc 31.54 N 172.88 W 33km mb **6.1** HAWAIIAN ISLANDS REGION

9:48 utc 35.36 N 43.72 E 275km mb **4.0** IRAQ

8:30 utc 17.70 S 33.82 E 33km mb **5.1** MOZAMBIQUE

1:40 utc 30.76 N 105.77 E 25km mb **4.4**
EASTERN SICHUAN, CHINA

Last Edited by [Nobody in Particular](#) on 10/28/2011 09:28 PM

[Nobody in Particular](#) (OP)

the Age of Confusion is Fully Manifest.

User ID: 3582325

 United States

10/28/2011 02:52 PM



[\[link to www2.nict.go.jp\]](http://www2.nict.go.jp)

Fleet shoot inside the magnetosphere. We must need protons again to keep the planet stable.

[\[link to www.swpc.noaa.gov\]](http://www.swpc.noaa.gov) shows almost zilch protons for at least the last 24 hours.

Sunrise here if about 5 minutes late the last 2 mornings.

Quoting: **Nobody in Particular**

Why is that NIP? I thought Gaia is needing to release? Doesn't this just prolong things?

Quoting: ~Me

Man has got to see the UGLY first to accept help. there is still some things that must manifest, any one of several will do.

Gaia has been running slow on her revolutions of late. I missed two days because of clouds/snow. Last 2 days sun has risen 5 minutes late. Today I just got the solar noon time for where I live, 6 minutes late. I am going to set an alarm to check around sunset to see what goes then if I am able to observe anything.

we had over the last couple weeks until just before the colorado storm where the tilt was almost stuck for days, the sun did not move south at rise.

Horus In Sun

User ID: 4244780

Australia

10/29/2011 08:41 AM

Hi Candace,

Brendan now with a login account yay me!

6.9, now in Peru with a set of aftershocks, now tsunami threat posted through the PTWC.

I have been noticing over the last few weeks that the ksy is jolting! Like the fluid motion and movement of the planet is well off at this time.

Also on realtime a moment ago, the velocity lessened in block from over 700 km/s to near nothing.....

The sun seems to be listing towards the southwest at sunset and the planets surface feels as though it is rolling to a certain respect and then stopping. Also as our memory and consciousness is connected to the field, I have had moments of sheer memory loss, followed by support from the celestials as well the biggin just aiding with balance and stuff.

Intersting very much to me what a time to be here with the greatest roller coaster ride happening in all respects, could do with a vomit bag though lol!

Yes indeed much needs to happen before go time from fleet et al! Including some exposure of the dark ones and earth changes aplenty, hang onto your hats folks!

See ya somewhere in the middle and go Gaia go, quite windy here tonight with centrifugal winds circling in and around plus is overcast, I am SO excited!

Kind Regards,

Brendan.

[Horus In Sun](#)

User ID: 4294864

 Australia

10/30/2011 06:21 AM

Hi Folks,

Just trawelling the internet for news of earth changes and come across Earth Chnages Media.com.

AWorth a look as these guys are seeming to keep up on disasters and changes as they occur!

Sweet have a nice one.

Brendan.

[Nobody in Particular](#) (OP)

the Age of Confusion is Fully Manifest.

User ID: 3582325

 United States

10/30/2011 09:07 AM



Hi Candace,

Brendan now with a login account yay me!

6.9, now in Peru with a set of aftershocks, now tsunami threat posted through the PTWC.

I have been noticing over the last few weeks that the ksy is jolting! Like the fluid motion and movement of the planet is well off at this time.

Also on realtime a moment ago, the velocity lessened in block from over 700 km/s to mear nothing.....

The sun seems to be listing towards the southwest at sunset and the planes surface feels as though it is rolling to a certain respect and then stopping. Also as our memory and consciousness is connected to the field, I have had moments of sheer memory loss, followed by support from the celestials as well the biggin just aiding with balance and stuff.

Intersting very much to me what a time to be here with the greatest roller coaster ride happening in all respects, could do with a vomit bag though lol!

Yes indeed much needs to happen before go time from fleet et al! Including some exposure of the dark ones and earth changes aplenty, hang onto your hats folks!

See ya somewhere in the middle and go Gaia go, quite windy here tonight with centrifugal winds circling in and around plus is overcast, I am SO excited!

Kind Regards,

Brendan.

Quoting: **Horus In Sun**

Brendan, its after equinox, the sun is supposed to be southwest now. it will continue that way at rise and set until solstice in december. then it will begin to move north again. It must be watched each day and noted to determine if its moving in a jerky fashion on the horizons West is difficult for me to get I have to walk to far, but before much longer, I will be able to observe western set from my house without the walk.

The velocity you cannot fully determine from Nict, you must use ace. this sudden changes are usually data outages on the ACE satellite, not a sudden dropping.

Last Edited by [Nobody in Particular](#) on 10/30/2011 09:08 AM

[Nobody in Particular](#) (OP)

the Age of Confusion is Fully Manifest.

User ID: 3582325

 United States

10/30/2011 09:24 AM



Re: Nip's solar/quake thread

ok I think this will be a day of unreported quakes again on usgs. And remember they claim to show all 2.5 and above globally. Which they do not, all those european ones on EMSC are never there, until they hit 4.5 most of the time and not always then. I am still having coffee and waking up, so this works until I need to get serious.

11:53 utc 10.45 N 88.42 E 33km mb **4.9** BAY OF BENGAL

11:29 utc 74.25 N 9.36 E 10km mb **4.3** GREENLAND SEA SC3

8:41 utc 46.20 N 152.58 E 80km mb **4.3** KURIL ISLANDS

7:35 utc 28.57 N 9.76 W 30 mb **4.3** MOROCCO

7:27 utc 46.02 N 152.18 E 130km mb **4.0** KURIL ISLANDS

3:31 utc 56.22 N 75.11 E 33km mb **4.8** SOUTHWESTERN SIBERIA, RUSSIA

1:50 utc 35.99 N 178.78 W 10km mb **5.6** NORTH PACIFIC OCEAN

1:45 utc 14.78 S 177.60 W 600km mb **5.7** FIJI REGION

Last Edited by [Nobody in Particular](#) on 10/30/2011 09:24 AM

[Horus In Sun](#)

User ID: 4342681

 Australia

10/31/2011 12:25 AM

Hey guys,

Ummm just to clear something up incase my meesage was misleading.

I was reporting on a jolting effect of the sky not the sun.

What seems to happen is this: Usually clouds freely float through the sky, unless of course they are near mountain rangaes and then they tend to fan out and disperse to a certain degree.

Here in an open area where clouds used to float and move freely, I have been witnessing with my own eyes and sublte pausing of some clouds fronts, followed by a jolting movement of them and then seeing them move on. If I am paitient outside I can usually watch for around fifteen minutes and am seeing this happen more frequently over the last couple of months especially.

I was wondering wether this was due to energy shocks from siesmic discharges of wether this was due to the fields position etc etc.

Thankyou for reminding me of equinox, as I do not have a calendar or a visible clock in this house at all and am rarely reminded of such times as per above.

I havent been in Tasmania long, usually am from the mainland of Australia so it takes some time to work out the positioning of things such as the sun.

Iris showing one eq in Califnia of a lower mag, but maybe this will lead to the mini quakes Esu was talking about recently, also Italy have had flash flooding recently and some volcanoes are having ash plumes releasing from the cauldera.

Was on Earth Changes Media last night and they do chronicle earth changes which might be of some use to us at this time.

Kind Regards,

Brendan.

[Nobody in Particular](#) (OP)

the Age of Confusion is Fully Manifest.

User ID: 3582325

 United States

10/31/2011 10:55 AM



Hey guys,

Ummm just to clear something up incase my meesage was misleading.

I was reporting on a jolting effect of the sky not the sun.

What seems to happen is this: Usually clouds freely float through the sky, unless of course they are near mountain rangaes and then they tend to fan out and disperse to a certain degree.

Here in an open area where clouds used to float and move freely, I have been witnessing with my own eyes and sublte pausing of some clouds fronts, followed by a jolting movement of them and then seeing them move on. If I am paitient outside I can usually watch for around fifteen minutes and am seeing this happen more frequently over the last couple of months especially.

I was wondering wether this was due to energy shocks from siesmic discharges of wether this was due to the fields position etc etc.

Thankyou for reminding me of equinox, as I do not have a calendar or a visible clock in this house at all and am rarely reminded of such times as per above.

I havent been in Tasmania long, usually am from the mainland of Australia so it takes some time to work out the positioning of things such as the sun.

Iris showing one eq in Califrnia of a lower mag, but maybe this will lead to the mini quakes Esu was talking about recently, also Italy have had flash flooding recently and some volcanoes are having ash plumes releasing from the cauldera.

Was on Earth Changes Media last night and they do chronicle earth changes which might be of some use to us at this time.

Kind Regards,

Brendan.

Quoting: **Horus In Sun**

my guess is cloud ships. But I really don't know.

as to the sun, If you were the one I said it was supposed to be southwest this time of year, well for those of you down under, I am not sure, it should be moving north I guess, since it's your spring time.

Last Edited by [Nobody in Particular](#) on 10/31/2011 10:56 AM

[Andyjax](#)

User ID: 1397230

 United States

10/31/2011 02:16 PM

good afternoon NIP, i found this to be interesting. the link below shows a series of quakes that happened north of El Hierro in the Canary's. i have some screen shots of this but cant post it but will forward to you. My first impression is that they are not natural by observing what is going on in Japan, Turkey and the rest of the world. it makes me think about the Dr. Peter Beter.

[\[link to www.oe-files.de\]](http://www.oe-files.de)

after you click on the link just grab the map and go to the canary islands and zoom in. You will see what i am referring to.

Last Edited by [Andyjax](#) on 10/31/2011 02:19 PM

[Nobody in Particular](#) (OP)

the Age of Confusion is Fully Manifest.

User ID: 3582325

 United States

10/31/2011 05:33 PM



Hi Andy, my computer did not open the link above, well it did, but a blank page.

I did check my mail, and I assume you mean your idea is suggested by the pattern. however today alone in that area, there have been 18 quakes above 2.5 and into 3+ in size there, and 15 yesterday, 12 the day before and continuing into previous days. There are probably a lot smaller than that.

I am suggesting magma/lava tube movement and associated fault movement. So many of the sub sites do not show the whole thing action. all of these above are very close together and thus if not all of them are there, a pattern could made to suggest something accidentally or on purpose.

Last Edited by [Nobody in Particular](#) on 10/31/2011 05:51 PM

[Andyjax](#)

User ID: 1529868

 United States

10/31/2011 08:56 PM

thanks NIP here is another link that is keeping an eye on El Hierro it has some interesting pics and sattelite shots.

[\[link to earthquake-report.com\]](http://earthquake-report.com)

as to the pattern even my work partner said it looked strange, as of late today around 93 tremors have been registered. personally i am keeping an eye on it as we do not have any kind of early warning system setup here in florida. I even mentioned this to city hall and they looked at me as if i'm crazy. well you have a good night. will check all your posts in the morning and i am working on connecting to get updates myself.

Nobody in Particular (OP)

the Age of Confusion is Fully Manifest.

User ID: 3582325

 United States

10/31/2011 10:09 PM



today we had a cme that is looking like Nasa on their fancy simulation might glance earth. I don't think so, but this is a post I made in another thread.

This is the image on stereo A shortly have it begin to appear. [[link to stereo.gsfc.nasa.gov](http://link.to.stereo.gsfc.nasa.gov)]

the last cme that hit us awhile back was on the lower section, not the upper section and much brighter colored and obvious. That is the reason of my thinking. NASA did not even report the last CME that hit us on spaceweather or the simulation. I remember that there had been 5 cme's in one day and two very close together in the lower left of the stereo a image. Nasa ignored them and that is what hit us last time. Just going on my own observations here.

this is same CME a little later today. [[link to stereo.gsfc.nasa.gov](http://link.to.stereo.gsfc.nasa.gov)]

I am trying to image how this one looked in relation to earth, in a 3d image, vs the 2d image on stereo. I will just wait and see what if anything shows up.

Nobody in Particular (OP)

the Age of Confusion is Fully Manifest.

User ID: 3582325

 United States

10/31/2011 10:35 PM



While it lasts, craft shooting beam into sun about 3 hours ago on stereo behind [[link to stereo.gsfc.nasa.gov](http://link.to.stereo.gsfc.nasa.gov)]

Last Edited by [Nobody in Particular](#) on 10/31/2011 10:36 PM

[Horus In Sun](#)

User ID: 4407552

 Australia

11/01/2011 02:49 AM

Hi Candace,

Yes I am the one you mentioned the suns position to.

It does seem to be heading more southwest, I will get my compass out soon as it will give me an indication there.

So more CME's coming in. Wonderful.

I had one of the worst headaches today I've had in some time, I'm sleeping a fair whack of hours and waking still unrested.

Little aggitated and grumpy for a few hours then feel clear and functioning again.

As with Les who has woken a few times with the dementia feeling, although things are clearing up a bit more each day.

Thugs and forums hey, maybe it would be a good time just to remove them all together. Strangely overnight the night before I read about the attacks I was praying for their removal and banning them from this reality altogether. 13 millenia of disception I think speaks for itself and it is high time, these high crimes stopped and were put to their karma and choices.

Beautiful day here in Tas nice birds chirpping, some carrying messages which is also a custom of mine to do so. Evening meditation at 7pm. Things are starting to clear nicely with this team effort of ours.

As I said before, would love to be on the forum, I guess I'll have to wait, bloody email break ins not just of myself, but also friends on different networking sites having things hacked into.

Thankyou for the ACE site info, could you please link it for me? This way I can save it to my favourites.

Also Candace I wrote before about Earth Changes Media, they are carrying information atm regarding the Canary islands, which another writer mentioned above earlier.

Enough for now,

Kindest, Warmest Regards,

See you in the soup,

Brendan.

[Nobody in Particular](#) (OP)

the Age of Confusion is Fully Manifest.

User ID: 3582325

 United States

11/01/2011 09:57 AM



Hi Brenden we are not worried about the canary islands, this is lots of volcanic tube movement plus the ongoing underwater eruptions. Go back thru my posts here , there are links galore. just find this or any of my posts and use the up and down arrows in the upper right which will move you thru them quickly to collect links. ACE is the satellite that provides the data for nict, bats r us etc. often when nict is down, act is still running. main ace link [[link to www.swpc.noaa.gov](http://www.swpc.noaa.gov)] on the left menu you can get the actual figures per minute if you want them.

also for CURRENT conditions at any time [[link to www.swpc.noaa.gov](http://www.swpc.noaa.gov)] click on the dials for a chart.

[[link to solarimg.org](http://solarimg.org)] this fellow here has a whole page of information that constantly updates for a quick over view.

Last Edited by [Nobody in Particular](#) on 11/01/2011 09:59 AM

[Horus In Sun](#)

User ID: 4484565

 Australia

11/02/2011 08:16 AM

Thanks once again Candace, much abliged!

Still setting up with other starseeds and going through the phoenix journals for the TRUTH undeniable.

I am trying also to form a ground team of other seeds, one in America so far and we are in daily meetings and sharing of info which is much needed. How funny is that an Arc is so computerally illiterate such as myself lol!

Anyways hope you are well and to you all at AHS keep up the great work, not too much further to go!


Kindest Regards,

Brendan.

[Nobody in Particular](#) (OP)

the Age of Confusion is Fully Manifest.

User ID: 3582325

 United States

11/02/2011 04:35 PM



well looky this left off of usgs.

15:08 utc 43.15 N 96.78 W 10km mb **5.4 SOUTH DAKOTA**

I am also watching haarp [[link to www.haarp.alaska.edu](http://www.haarp.alaska.edu)] there may or may not be brewing evidence of possible really big quake, there was a tiny bit of activity in the 2.5 hertz and there is a line that is more obvious about 2.75. not sure if this will mean anything or not, just documenting it anyway. 2.5 line appeared for a day or two before the big japan quake. some claimed that is associated with massive quakes. the 2.5 line was more obvious though in march, but I have watched since for such again. It is not common, no matter the reason for it. Probably nothing at this time but considering the build of energy we are feeling.....

Last Edited by [Nobody in Particular](#) on 11/02/2011 04:47 PM

[Nobody in Particular](#) (OP)

the Age of Confusion is Fully Manifest.

User ID: 3582325

 United States

11/03/2011 06:20 PM



I just discovered that Nict has been down for 20+ hours. Nothing going on though, its all calm on ACE.

Ok and I had not checked the other stuff, doing first of month stuff today, x flare on [[link to www.n3kl.org](http://www.n3kl.org)] just before 22 utc. don't have any idea if a CME was ejected or not, have not checked.

Last Edited by [Nobody in Particular](#) on 11/03/2011 07:04 PM

[Nobody in Particular](#) (OP)

the Age of Confusion is Fully Manifest.

User ID: 3582325

 United States

11/03/2011 07:12 PM



Archiving this post I just made here so I can use it again if necessary. I will remember its on the magic page 7 I do get tired of typing the same stuff, I should create a couple files on my computer with common teachings.

People, if its detected here [\[link to www.n3kl.org\]](http://www.n3kl.org) its earth facing or the GOES satellite would not have picked it up.

Are you really asking if a CME WAS ALSO ejected? I haven't read the rest of the thread, but you MUST please LEARN, and REMEMBER, that CME's and X ray flares are NOT THE SAME ANIMAL. Either can occur independently of the other. You can have x ray flares without CME's and CME's without x ray flares.

and you can have big CME's with SMALL x ray flares and Big x-ray flares with no or tiny CMEs The size of an x ray flare, IF there is a CME with it, has nothing to do with the size of the x ray flare.

CME's are NOT labeled ABCMX either. if it is labeled with an alphabet letter it is an x ray flare. NOT a CME.

Also one of you here asked for some linkies. There is a LONG post on this thread where somebody supplied a variety of links around solar and other stuff.

[Thread: BREAKING! X-FLARE in PROGRESS \(Page 2\)](#)

Last Edited by [Nobody in Particular](#) on 11/03/2011 07:16 PM

[Nobody in Particular](#) (OP)

the Age of Confusion is Fully Manifest.

User ID: 3582325

 United States

11/03/2011 09:33 PM



Ok there was a BIG CME off the X xray flare. NOT earth directed. I assume because of the time, its with the X flare anyway. [\[link to stereo.gsfc.nasa.gov\]](http://stereo.gsfc.nasa.gov)

[\[link to stereo.gsfc.nasa.gov\]](http://link.to.stereo.gsfc.nasa.gov)

the above thumbnails are late 11/03. this link is on 11/4 utc, really big. [\[link to stereo.gsfc.nasa.gov\]](http://link.to.stereo.gsfc.nasa.gov)

[Nobody in Particular](#) (OP)

Busy Rattling Cages on GLP

User ID: 3582325

 United States

11/07/2011 01:58 PM



Please go here. the 20" glp scope has produced a wondrous image of Star Ship Sirius! [Thread: Astronut Is At The GLP Observatory - We're taking Requests on What You Want to Image This Weekend... \(Page 11\)](#)

This is a plasma light ship from Orvonton.

See page 7 of same thread for the "cover up" literally of it of it on google sky and others.

[Nobody in Particular](#) (OP)

Busy Rattling Cages on GLP

User ID: 3582325

 United States

11/07/2011 10:27 PM




well quakes are up and there quite a few not on usgs today and yesterday if I recall but not the time or interest to list them. already one important left off this new utc day.

Bz is moderately negative right, but no solar storm, except maybe slight increase in temp etc. ears suddenly whining like crazy, could be approaching solar storm or quakes about to occur, I am never sure. I feel like huge pressures are building up for release.

[Nobody in Particular](#) (OP)

Busy Rattling Cages on GLP

User ID: 3582325

 United States

11/09/2011 08:59 PM



[[link to stereo.gsfc.nasa.gov](http://link.to.stereo.gsfc.nasa.gov)] before it gets changed. cute pic of "big puppy" in lower right corner. Enlarge, it looks like the face of a stuff animal or whatever. several images on behind and ahead have craft.

Last Edited by [Nobody in Particular](#) on 11/09/2011 09:01 PM

[Nobody in Particular](#) (OP)

Busy Rattling Cages on GLP

User ID: 3582325

 United States

11/12/2011 07:29 PM



well Ace satellite is not recording data for a few hours, and NIct has been down for well over day now, unknown why. But nothing interesting is going on, the link below has data from the SOHO satellite.

[[link to umtof.umd.edu](http://link.to.umtof.umd.edu)]

Haarp Magnetometers and the data from the GOES satellites are all quiet, so all is well.

small cme today, not earth directed.

Last Edited by [Nobody in Particular](#) on 11/12/2011 07:41 PM

[Nobody in Particular](#) (OP)

Busy Rattling Cages on GLP

User ID: 3582325

 United States

11/13/2011 12:27 PM



well, something "new". The moon has been in its almost full to full to almost full stage for 6 to 7 days now. ODD. Finally wanning during my night. anyway, I was suspecting the location was wrong last night but I thought to high I think.

anyway it was supposed to set here about 8:30 this morning, and at 7 I thought, nope, too high. So I set the alarm to go walk and check it, for after 8 am and it was still way way to high. with the mountains set time should be visually 10 minutes earlier. I did not go out again to check, would have to walk to far and legs in bad pain today. I assume it is set now finally at 10:26. This was NOT a small difference, it was still up at least 20 degrees over the mountain horizon at 8:10 or so.

also I don't really know what this chart means, put this poler "circle" keeps getting smaller and I have NO idea what it means. [[link to hpiers.obspm.fr](http://link.to/hpiers.obspm.fr)]

Last Edited by [Nobody in Particular](#) on 11/13/2011 05:30 PM

[Nobody in Particular](#) (OP)

Busy Rattling Cages on GLP

User ID: 3582325

 United States

11/14/2011 08:41 AM



well Nict is running again, but ACE has only reported for a few hours off and on the last 24. the SOHO satellite continues to run and showing quiet activity, ditto Haarp. TEC's continue to be higher than before.

the huge filament has to either collapse or lift off soon.

Ok I will also journal personal observations of location of sun and moon

I forgot to check on the moon set this morning. could not get sunrise at all, dark clouds.

Solar noon was at 11:52, 7 minutes LATE. It has been late for awhile now, but this is the most I have seen. The sun has been moving around as earth is rocking but I have not kept written data. The sun is higher in the sky at solar noon today than it should be, by method of shadow in my south bedroom.

sunset was about 7 minutes Now that I have a clear view I can also compare to where it sets.

Last Edited by [Nobody in Particular](#) on 11/15/2011 09:09 AM

[Nobody in Particular](#) (OP)

Busy Rattling Cages on GLP

User ID: 3582325

 United States

11/14/2011 08:09 PM



my posts from the other filament thread running.

well I am not sure about the filament being the cause of todays 2 CME' visible on stereo a and b. but both are more or less earth directed. the first one, probably not actually came off High on the sun and very small, we might only get a bump. It shows at nearly 19 utc and maybe associated with the m flare around that time.

the 2nd CME is much lower, about 2 hours later, much larger, but not likely associated at all with the filament. because there is no interesting flare with it. We do have right now, another flare manifesting. [[link to www.swpc.noaa.gov](http://www.swpc.noaa.gov)]

On the latest SDO images, the filament looks intact still except maybe for the part winding around the edge, which might be the source of the C-4 flare around the time of the first little CME above.

[[link to sdo.gsfc.nasa.gov](http://sdo.gsfc.nasa.gov)]

I do think now on later SDO images that the upper section of the filament did collapse or lift off, producing that C-4 flare and probably associated minor CME that is probably not earth directed, very high and not showing well on either a or b.

[Nobody in Particular](#) (OP)

Busy Rattling Cages on GLP

User ID: 3582325

 United States


11/15/2011 09:11 AM



ok, recording sun for this day, nov. 15. about 3 minutes late but thats an estimate based on the time I got to an old vantage point where I might see it better. it was definitely late by that much though.

today I am going to look at a couple others places to look where Maybe I don't have to walk as far, I hurt in the morning, don't like to just bolt out the door when get up. May consider setting the alarm a few minutes earlier.

Last Edited by [Nobody in Particular](#) on 11/15/2011 09:12 AM

Anonymous Coward
User ID: 1507484
 United States
11/15/2011 09:31 AM


well, something "new". The moon has been in its almost full to full to almost full stage for 6 to 7 days now. ODD. Finally wanning durng my night. anyway, I was suspecting the location was wrong last night but I thought to high I think.

anyway it was supposed to set here about 8:30 this morning, and at 7 I thought, nope, too high. So I set the alarm to go walk and check it, for after 8 am and it was still way way to high. with the mountains set time should be visually 10 minutes earlier. I did not go out again to check, would have to walk to far and legs in bad pain today. I assume it is set now finally at 10:26. This was NOT a small difference, it was still up at least 20 degrees over the mountain horizon at 8:10 or so.

also I don't really know what this chart means, put this poler "circle" keeps getting smaller and I have NO idea what it means. [\[link to hpiers.obspm.fr\]](http://hpiers.obspm.fr)

Quoting: **Nobody in Particular**

It seemed we had a full moon for three days.

[Nobody in Particular](#) (OP)
Busy Rattling Cages on GLP
User ID: 3582325
 United States
11/15/2011 09:39 AM



well, something "new". The moon has been in its almost full to full to almost full stage for 6 to 7 days now. ODD. Finally wanning durng my night. anyway, I was suspecting the location was wrong last night but I thought to high I think.

anyway it was supposed to set here about 8:30 this morning, and at 7 I thought, nope, too high. So I set the alarm to go walk and check it, for after 8 am and it was still way way to high. with the mountains set time should be visually 10 minutes earlier. I did not go out again to check, would

have to walk to far and legs in bad pain today. I assume it is set now finally at 10:26. This was NOT a small difference, it was still up at least 20 degrees over the mountain horizon at 8:10 or so.

also I don't really know what this chart means, put this poler "circle" keeps getting smaller and I have NO idea what it means. [\[link to hpiers.obspm.fr\]](http://link.to/hpiers.obspm.fr)

Quoting: **Nobody in Particular**

It seemed we had a full moon for three days.

Quoting: **Anonymous Coward 1507484**

I was talking the whole process where it starts to appear full or very nearly full. It lasted 6 to 7 days Some on another board who kept track said it was a full 7. 3 days is too long for the FULL moon also. The reason I was noticing is because of all the threads here about Jupiter and the moon. People were confused who don't understand that the moon rises later each day.

Last Edited by [Nobody in Particular](#) on 11/15/2011 09:41 AM

[Nobody in Particular](#) (OP)

Busy Rattling Cages on GLP

User ID: 3582325

 United States

11/16/2011 01:58 PM



well while I paid no attention to sun rise this morning and could not get an accurate time and location for set last night, solar noon is **9 minutes late today**, and casting the same length shadow for days now, and also though I did not attempt a time for rise this morning, it was not moving south for days now as to when I can see the sun from my window in the morning. Same place, in the middle of the tree in my view. I will try to again to get something at set today. clouds yesterday.

I think it set somewhat late today, had a sudden cloud issue.

I forgot to add to this post, SOLAR NOON was 9 minutes late yesterday. Back a couple years go when I was watching this stuff, it would change maybe only a couple minutes when the earth was rocking a lot. It had been around 5 minutes late for some days then went a little later and now this much difference.

Last Edited by [Nobody in Particular](#) on 11/17/2011 10:52 AM

[Nobody in Particular](#) (OP)

Busy Rattling Cages on GLP

User ID: 3582325

 United States

11/17/2011 10:56 AM



Ok, having found a decent spot to look, today the sun was 5 minutes late to rise. Finally moving south again after hanging in the same place from my window for days. I use trees to mark from that view. I made a good note of where rise was ON THE HORIZEN today also, to compare next time I am able. The height of the sun at solar noon, has been stagnant also for several days, by method of where sunbeam is in my south room.

I will update THIS post thru the day if I get data. I think the moon is a bit behind today, I will be better able to tell that in a couple hours or so, unless things change in a couple hours or so anyway.

well big fat cloud prevented getting time and location for solar noon. however, I walked out to the west, just returned and either the moon set early, or its way UP behind a large cloud, as its clear on the horizon to the west, northwest. The cloud its behind if it's there is quite to far above the horizon for the moon to be close to setting. The mountains make set of moon and sun about 10 minutes early. I can look again shortly if I remember to check, but at any rate it's OFF.

quakes are up today, and several again not posted on usgs

Last Edited by [Nobody in Particular](#) on 11/17/2011 01:50 PM

Anonymous Coward

User ID: 1491467

United States

11/17/2011 02:16 PM

Ok, having found a decent spot to look, today the sun was 5 minutes late to rise. Finally moving south again after hanging in the same place from my window for days. I use trees to mark from that view. I made a good note of where rise was ON THE HORIZEN today also, to compare next time I am able. The height of the sun at solar noon, has been stagnant also for several days, by method of where sunbeam is in my south room.

I will update THIS post thru the day if I get data. I think the moon is a bit behind today, I will be better able to tell that in a couple hours or so, unless things change in a couple hours or so anyway.

well big fat cloud prevented getting time and location for solar noon. however, I walked out to the west, just returned and either the moon set early, or its way UP behind a large cloud, as its clear on the horizon to the west, northwest. The cloud its behind if it's there is quite to far above the horizon for the moon to be close to setting. The mountains make set of moon and sun about 10 minutes early. I can look again shortly if I remember to check, but at any rate it's OFF.

quakes are up today, and several again not posted on usgs

Quoting: **Nobody in Particular**

Dear NIP,

May I ask why the Sun and Moon's locations are fluctuating so much? What does that tell us? Are they going to fix at one point eventually?

BWG

[Nobody in Particular](#) (OP)

Busy Rattling Cages on GLP

User ID: 3582325

 United States

11/17/2011 03:18 PM



Ok, having found a decent spot to look, today the sun was 5 minutes late to rise. Finally moving south again after hanging in the same place from my window for days. I use trees to mark from that view. I made a good note of where rise was ON THE HORIZEN today also, to compare next time I am able. The height of the sun at solar noon, has been stagnant also for several days, by method of where sunbeam is in my south room.

I will update THIS post thru the day if I get data. I think the moon is a bit behind today, I will be better able to tell that in a couple hours or so, unless things change in a couple hours or so anyway.

well big fat cloud prevented getting time and location for solar noon. however, I walked out to the west, just returned and either the moon set early, or its way UP behind a large cloud, as its clear on the horizon to the west, northwest. The cloud its behind if it's there is quite to far above the horizon for the moon to be close to setting. The mountains make set of moon and sun about 10 minutes early. I can look again shortly if I remember to check, but at any rate it's OFF.

quakes are up today, and several again not posted on usgs

Quoting: **Nobody in Particular**

Dear NIP,

May I ask why the Sun and Moon's locations are fluctuating so much? What does that tell us? Are they going to fix at one point eventually?

BWG

Quoting: **Anonymous Coward 1491467**

because the magnetics are changing again. Perhaps preliminary to the magnetic reversal.

reminds me of how it was when they were getting Jupiter back behind the sun. I don't keep track of near the data I used to though, too much work, but the short spell of nausea are a clue, they are motion sickness from momma wobbling.

We are not yet teaching on what is going on I have to wait because we are not informing the thugs, although I am sure they notice. I am asked to have all of you learn to FEEL, listen and observe for yourselves so you can prepare. I am posting what I am observing because many people pay no attention. As long as the sun rises and sets they are ok. Back then, I saw fluctuations all of the time of 10 or 15 minutes and then it would go back, and I had intense vertigo from this. I asked sky doc AA Raphael if he could do something to help my ears because the vertigo was incapacitating.


The thread here where I recorded those things starting around March of 2009, was erased by a mod who is not here any more and was an obstacle to several of us who were reporting. One of those was a person who had been in the field as a professional astronomer who was noticing also and could report more accurately than me for that reason.

This solar noon being this far off is something I did NOT see back then, so it has me intrigued.

there is a new energy coming in, and while I have been told about I don't fully understand what it is. different from the wave. I have been watching to see if something would show on the data. Only this, [[link to www.harp.alaska.edu](http://www.harp.alaska.edu)] which started a couple hours before I picked up the energy, but I truly have no idea if this is it.


I suggest listening for the sound which is inside my head at this point, not outside, and which may cause some pain to your ears

Last Edited by [Nobody in Particular](#) on 11/17/2011 03:32 PM

[Nobody in Particular](#) (OP)
Busy Rattling Cages on GLP
User ID: 3582325
 United States
11/18/2011 02:02 PM



Ok rise was 3 minutes late today, about the same place as yesterday, maybe a tad north of it, and solar noon is 8 minutes late and the sun has made quite a bit of a jump south at solar noon from 2 days ago, based on sunbeam in south window.

[Nobody in Particular](#) (OP)
Busy Rattling Cages on GLP
User ID: 3582325
 United States
11/20/2011 05:56 AM



[[link to stereo.gsfc.nasa.gov](http://link.to.stereo.gsfc.nasa.gov)] big big puppy lower left corner. Smaller craft in some other images.

The magnetosphere is beyond quiet.


Yesterday the only times could get was solar noon which was again later by 9 minutes. we had clouds at rise and set.

seems like the last cme of quite a few days ago that was large and might have glanced us seems to not be coming in at this point. one other large cme I could never get any idea of direction because there were no a and b images at all.

Last Edited by [Nobody in Particular](#) on 11/20/2011 05:57 AM

[Horus In Sun](#)

User ID: 5720963

 Australia

11/20/2011 08:40 AM

Hi Candace,

Um was looking at Phoenix Journals via fourwinds, absolutely love Sipapu Odessy loving visuals I get of the whole story.

There was a message from Soltec on there from recent times you may want to have a squizz at, been out all day and going to do some further reading bit beat to post it niw.

Beautiful rainstorm down here today, weather is changing pretty quick down here and I have to remember the whole Ozone effect down here, getting quite burnt.


Goodnight dear friends, and oh some nice flashes and signal lights from a few ships down here, my friend Semjase says to say hi too, wont be long now!

Peace

[Nobody in Particular](#) (OP)

Busy Rattling Cages on GLP

User ID: 3582325

 United States

11/20/2011 09:19 AM



its not a real recent message, from 2002. You can see a lot more of them here. [[link to www.wisdomoftherays.com](http://www.wisdomoftherays.com)]

also on the Phoenix Journals on of my team members is converting from the format on 4 winds to more usable format using OCR software (and lots to time to correct the ocr error) Those on 4 winds are the print books which were copied page by page on a copy machine then scanned into the computer. They are thus much larger files which take 1 hour or more for those on dial up to download. Plus that form is really hard for translators to use.

We have a lot of them now on my site and Christ puts them on his site now which may be easier to use, he has them in order.

[[link to www.freewebs.com](http://www.freewebs.com)]

Sipapu Odessa was supposed to be made into a movie and director etc had been chosen, but dark ones stepped into the way. maybe someday.

Last Edited by [Nobody in Particular](#) on 11/20/2011 09:25 AM

[Nobody in Particular](#) (OP)

Busy Rattling Cages on GLP

User ID: 3582325

 United States

11/20/2011 02:22 PM



[[link to stereo.gsfc.nasa.gov](http://stereo.gsfc.nasa.gov)] big big puppy lower left corner. Smaller craft in some other images.

The magnetosphere is beyond quiet.

Yesterday the only times could get was solar noon which was again later by 9 minutes. we had clouds at rise and set.

seems like the last cme of quite a few days ago that was large and might have glanced us seems to not be coming in at this point. one other large cme I could never get any idea of direction because there were no a and b images at all.

Quoting: **Nobody in Particular**

bumping if you missed it. and also solar noon still late today by 8 minutes, did not get rise, clouds.

andyjax

User ID: 1529868

 United States

11/20/2011 06:19 PM

[\[link to sohodata.nascom.nasa.gov\]](http://link.to.sohodata.nascom.nasa.gov)

here is link to soho. possible Jupiter appearance.

someone else on GLP posted something about the sun and i didnt see what he was talking about so i went to soho and did a c2 latest 20 images and you can see a circular object appear at the 1 to 2 oclock position

Nobody in Particular (OP)

Busy Rattling Cages on GLP

User ID: 3582325

 United States

11/20/2011 06:27 PM



[\[link to sohodata.nascom.nasa.gov\]](http://link.to.sohodata.nascom.nasa.gov)

here is link to soho. possible Jupiter appearance.

someone else on GLP posted something about the sun and i didnt see what he was talking about so i went to soho and did a c2 latest 20 images and you can see a circular object appear at the 1 to 2 oclock position

Quoting: **andyjax 1529868**

well I went back 30 images and all I see is the cme in that position.

Andyjax

User ID: 1529868


 United States

11/20/2011 06:27 PM

i reposted the info on your stasis thread.

Andyjax

User ID: 1529868

 United States

11/20/2011 06:31 PM

i rechecked it and there seems to be time missing of about 6 hours worth of images.

it shows 1548 then 2200.

Last Edited by [Andyjax](#) on 11/20/2011 06:32 PM

[Andyjax](#)

User ID: 1529868

 United States

11/20/2011 06:34 PM

i checked c3 and you are right about it being a cme. still on c3 it shows time missing.

[Nobody in Particular](#) (OP)

Busy Rattling Cages on GLP

User ID: 3582325

 United States

11/20/2011 06:37 PM



i checked c3 and you are right about it being a cme. still on c3 it shows time missing.

Quoting: **Andyjax**

there is always time missing, I wish soho would go back to stating when the satellite is out of contact like they used to. there are only so many contact stations, and they download when they are in contact. usually within a day they are all up.

[Horus In Sun](#)

User ID: 4454523

 Australia

11/21/2011 12:35 AM

Thanks C,

should have checked the date hey, but am sooo tired and disconbobulated atm lol!

Thanks for the link also, I do not have a great internet deal so downloading is hard so I mainly read online as I am browsing.

I tell you I feel very very out of it today, bear with the scabs so to speak and also very dizzy.

Interesting post from Jess, is Esu saying that there will likely be the main stasis? Soz my comprehension has been a bit of as late, although he did also mention that there were other

options available.

Have also been feeling the changes quite a bit, had a brief chat with Adama and we both agreed that many impurities are coming to the surface that need to be cleared, and that we will see major manifestations of this soon.....

See you somewhere in the soup if not onboard, until then much love,

Brendan.

Horus In Sun

User ID: 5836570

 Australia

11/22/2011 04:39 AM

Just got a huge burst through field, pressure very high, density at 16.9 cm³ at last check.....

Also sun here is slightly further south west today, and we have a solar eclipse (partial) on the 25th, will get some pics folks!

Well not much else to report, oh hang mag 5+ east island of new zealand today only 2.5kms down!

Interesting 24hrs me thinks, can feel the pressure big time today and its causing some physical symptoms, havent felt like eating and woke today so dehydrated it isnt funny lol!

Well back to some monitoring and some reading,

Take Care folks,

Brendan with the machete cutting through the bs out there!

Nobody in Particular (OP)

Busy Rattling Cages on GLP

User ID: 5787814

 United States

11/22/2011 10:33 AM



this is not even a medium CME at least in its effects. started about 7 utc but its still running, rather long slow one.

Last Edited by Nobody in Particular on 11/22/2011 10:34 AM

Nobody in Particular (OP)

Busy Rattling Cages on GLP

User ID: 5787814

 United States

11/22/2011 06:56 PM



well today they are leaving more than a few quakes off of usgs again.

23:48 38.89 N 43.54 E 5km **mb 4.4** EASTERN TURKEY

19:29 UTC 6.95 S 65.56 W 10km **M 5.2** AMAZONAS, BRAZIL

19:29 utc 16.48 S 68.71 W 10km **mb 5.7** LA PAZ, BOLIVIA

19:18 utc 52.63 N 79.72 E 10km **mb 5.2** SOUTHWESTERN SIBERIA, RUSSIA

19:05 utc 11.32 N 120.17 E 10km **mb 5.9** PALAWAN, PHILIPPINES

19:03 UTC 0.15 N 119.87 E 33KM **mb 6.5** MINAHASA, SULAWESI, INDONESIA

19:04 UTC 41.66 S 29.86 W 10KM **mb 6.1** SOUTH ATLANTIC OCEAN

18:59 UTC 9.98 S 128.51 E 200km **mb 6.0** TIMOR SEA

18:57 utc 9.96 S 59.79 W 33KM **mb 5.8** MATO GROSSO, BRAZIL

18:55 utc 17.90 N 35.94 E 10km **mb 5.8** NORTH ATLANTIC OCEAN

18:49 utc GFZ

2011-11-22 18:49:16.0 9.45 N 60.98 W 25km **mb 4.9** DELTA AMACURO, VENEZUELA

18:41 utc 58.04 S 102.37 W 33km **mb 6.3** SOUTHERN PACIFIC OCEAN

15:43 utc 72.40 N 32.76 E 10 **mb 4.6** BARENTS SEA

10:38 utc 5.19 S 78.14 E 33km **mb 5.3** SOUTH INDIAN OCEAN

10:20 utc 13.85 N 120.99 E 140km **mb 4.7** MINDORO, PHILIPPINES

8:54 utc 36.89 N 22.51 W 10km **ML 4.0** AZORES ISLANDS REGION

5:06 utc 2.00 N 99.60 E 33km **mb 4.8** NORTHERN SUMATRA, INDONESIA

4:50 utc 39.05 N 35.94 E 5km **ML 4.5** CENTRAL TURKEY

Last Edited by [Nobody in Particular](#) on 11/22/2011 07:00 PM

Nobody in Particular (OP)

Busy Rattling Cages on GLP

User ID: 5787814

 United States

11/22/2011 08:21 PM



[[link to abundanthope.net](http://link.to/abundanthope.net)] enjoy the music with a message

Anonymous Coward

User ID: 1515739

 United States

11/22/2011 09:24 PM

quake today 3.5 in New Mexico Raton area. This is the same place a month ago. News said we will have more. Did anyone feel it? I'm in ABQ. to far south to feel anything.

(:-DeeZe

User ID: 5790041

 United States

11/23/2011 01:32 PM

11/22/2011 -- Earthquake threat warning - HAVE A PLAN / BE PREPARED

Nobody in Particular (OP)

Busy Rattling Cages on GLP

User ID: 5787814

 United States

11/26/2011 10:15 AM



strange: [[link to www.swpc.noaa.gov](http://link.to/www.swpc.noaa.gov)]

and [[link to www.swpc.noaa.gov](http://link.to/www.swpc.noaa.gov)]

These normally are the result of x flares. To my experience. there are no x flares. [[link to www.n3kl.org](http://link.to/www.n3kl.org)]

(:-DeeZe

User ID: 5790041

🇺🇸 United States
11/27/2011 05:30 PM

[\[link to spaceweather.com\]](#)

RADIATION STORM AND CME ALERT: A solar radiation storm is in progress around Earth. At the moment, the storm is classified as minor, which means it has little effect on our planet other than to disturb HF radio transmissions at high latitudes. Bigger effects, however, may be in the offing. The same explosion on Nov. 26th that caused the radiation storm also hurled a CME into space at about 930 km/s (2 million mph). According to analysts at the Goddard Space Weather Lab, the CME will reach Earth on Nov. 28th at 17:21 UT (+/- 7 hours).

Click to view an animated forecast track: (GO TO LINK ABOVE TO VIEW)

The impact of the cloud could trigger a geomagnetic storm. Indeed, NOAA forecasters estimate a 58% chance of severe storming around the poles when the CME arrives. High-latitude sky watchers should be alert for auroras after nightfall on Monday.

[Nobody in Particular](#) (OP)

Busy Rattling Cages on GLP

User ID: 5787814

🇺🇸 United States
11/28/2011 04:44 PM



well CME should be manifesting at ACE satellite shortly.

Space Weather Message Code: WARSUD

Serial Number: 95

Issue Time: 2011 Nov 28 2131 UTC

WARNING: Geomagnetic Sudden Impulse expected

Valid From: 2011 Nov 28 2150 UTC

Valid To: 2011 Nov 28 2220 UTC

IP Shock Passage Observed: 2011 Nov 28 2115 UTC

[Nobody in Particular](#) (OP)

Busy Rattling Cages on GLP

User ID: 5787814

🇺🇸 United States
11/28/2011 08:03 PM



well the big cme appears a dud. Also there are quite a few unreported quakes today but I am not going to list them.

edit now this Tuesday morning. another blast after I went to bed, shortlived, protons over 20 for short period, only a small effect on haarp.. short period of ingress on AE index. I didn't expect much from how I felt.

Nasa finally put up missing images on stereo B from the 26th, day of the cme, and almost didn't show on it, barely so a lot of hype got made.

Last Edited by [Nobody in Particular](#) on 11/29/2011 08:46 AM

[\(:-DeeZe](#)

User ID: 5790041

 United States

12/03/2011 12:55 PM

12/2/2011 -- Magnetosphere under pressure -- unknown solar storm? Or is it EARTH ITSELF?!

[Nobody in Particular](#) (OP)

Busy Rattling Cages on GLP

User ID: 5787814

 United States

12/03/2011 12:59 PM



just a small cme that came in yesterday Deeze. no big deal.

[\(:-DeeZe](#)

User ID: 5790041

 United States

12/03/2011 02:02 PM

just a small cme that came in yesterday Deeze. no big deal.

Quoting: **Nobody in Particular**

Thanks.

BTW, do you mind me posting this type of material in your thread Candace?



Nobody in Particular (OP)

Busy Rattling Cages on GLP

User ID: 5787814

 United States

12/03/2011 02:22 PM



just a small cme that came in yesterday Deeze. no big deal.

Quoting: **Nobody in Particular**

Thanks.

BTW, do you mind me posting this type of material in your thread Candace?



Quoting: (: -DeeZe

Nope but be aware there are ones on youtube that make a big deal out of small deals. I didn't actually watch that one, but I have seen others by the same person and he has over reacted in

the past. I forgot to post here on this one.



Last Edited by Nobody in Particular on 12/04/2011 11:47 AM

Nobody in Particular (OP)

Busy Rattling Cages on GLP

User ID: 5787814

 United States

12/04/2011 11:47 AM



[\[link to stereo.gsfc.nasa.gov\]](http://link.to.stereo.gsfc.nasa.gov)


a few craft on the left here. on the left, would imply these are behind the sun.

Last Edited by [Nobody in Particular](#) on 12/04/2011 05:16 PM

[Nobody in Particular](#) (OP)

Busy Rattling Cages on GLP

User ID: 5787814

 United States

12/10/2011 11:39 AM



Hmm on spaceweather.com there is a image from here in BOULDER of a nearly full eclipse of the moon as it set. I didn't even make an attempt to see it from here, because it was not supposed to be seen here! I did notice the full moon rose NORTH of where it should have last night. I see this as proof, at least according to what was put out about the eclipse that the tilt/axis is OFF.

[Nobody in Particular](#) (OP)

Busy Rattling Cages on GLP

User ID: 7049086

 United States

12/19/2011 10:49 AM



well after quite some time of no activity on the magnetosphere, we have a small CME over night.

[Nobody in Particular](#) (OP)

Busy Rattling Cages on GLP

User ID: 7049086

 United States

12/22/2011 08:49 PM



Oh I feel so sad for Christ Church NZ Just a bit ago a 5.8 which looks to be just offshore at 00:58 utc, followed by a 5.0 at 1:06 utc offshore and another same time ON the island of 5.5. With so much shaking over the year or so, don't remember when the big one first hit, I wonder if these will thus bring down more sick buildings and infrastructure, time will tell. On my forum we have not heard from one in that area for an awfully long time now. reports covering a range of 5.6 to 6.1 here: [[link to www.emsc-csem.org](http://www.emsc-csem.org)]

Nobody in Particular (OP)

Busy Rattling Cages on GLP

User ID: 7049086

 United States

12/22/2011 09:55 PM



well another quake in same off Christ Church closer to shore, ranges are 5.8 to 6.6 on EMSC link above. and usgs is ignoring the 5.5 or so quakes in the Mariana islands area. 2 at least since the start of this UTC day.

Nobody in Particular (OP)

Busy Rattling Cages on GLP

User ID: 7049086

 United States

12/26/2011 09:04 AM



[[link to www2.nict.go.jp](http://www2.nict.go.jp)]

Well the famous fleet injecting protons at the 8 utc time they most always use, inside the magnetosphere last night. its been very quiet for days again on the AE index.

I got back last night from visiting with family over Christmas. Nice time.

Nobody in Particular (OP)

Busy Rattling Cages on GLP

User ID: 7049086

 United States

12/28/2011 01:41 PM



well we have the expected CME. the wind was so low and with other factors the bz did not drop so much and the ingress is small. [[link to www2.nict.go.jp](http://www2.nict.go.jp)]

Nobody in Particular (OP)

Busy Rattling Cages on GLP

User ID: 7049086

 United States

12/28/2011 02:50 PM



I had not visited BATS R US for a couple weeks or so, and looked today, and see something that at least I have not noted before.

[[link to ccmc.gsfc.nasa.gov](http://ccmc.gsfc.nasa.gov)]

Look at the graph with the black and red spots, called the electric potential difference. Normally the red southern hemisphere and black northern hemisphere tag along with each other, as in the earlier days up to a week ago on it. The Northern Hemisphere is markedly different the last 3 days or so, but with this cme today, looks like they are "blending" again. We have not had much magnetosphere activity during those previous 3 days, so I have exactly no idea based on my own observations, why the unbalance going on. I have only noticed or rather felt and heard lots of energy changes the last few days, but I don't know if they correspond to what I see here.

Anonymous Coward

User ID: 7769563

 United States

12/28/2011 02:56 PM

NIP, I asked to see a spirit/ghost/alien

and nothing happened. Do you know what this might mean?

Anonymous Coward
User ID: 7769563
United States
12/28/2011 02:57 PM

just woke up--asked repeated;y for it last night

Nobody in Particular (OP)
Busy Rattling Cages on GLP
User ID: 7049086
United States
12/28/2011 03:24 PM



NIP, I asked to see a spirit/ghost/alien

and nothing happened. Do you know what this might mean?

Quoting: **Anonymous Coward 7769563**

why don't YOU await HOW you will be answered, rather than setting your time frame? Also, a spirit, ghost, alien are not the same terms, so perhaps you did not clarify?

Anonymous Coward
User ID: 7769563
United States
12/28/2011 03:32 PM

NIP, I asked to see a spirit/ghost/alien

and nothing happened. Do you know what this might mean?

Quoting: **Anonymous Coward 7769563**

why don't YOU await HOW you will be answered, rather than setting your time frame? Also, a spirit, ghost, alien are not the same terms, so perhaps you did not clarify?

Quoting: **Nobody in Particular**

lol, no I clarified, I asked for proof of the afterlife.

No answer. nO SPIRIT. I tried to summon a djin in my room-nothing.

Anonymous Coward
User ID: 7769563
United States

12/28/2011 03:33 PM

like I wanted to see a ghost...clearly ...I think i saw some wave patterns, but nothing definitive, could have been anything.

Anonymous Coward

User ID: 7769563

 United States

12/28/2011 03:34 PM

am i not supposed to know? i dont know what i am not supposed to know or what the reward matrix for me not knowing is...so im always on the edge.

if i am nto incurring any cost on my life line theN YES, I WOULD LIKE TO SEE A SPIRIT.

Anonymous Coward

User ID: 7769563

 United States

12/28/2011 03:34 PM

it could also be that all of this is bs and there is no afterlife, that is always a possibility. I wont give up if this is the case however--I have my reasons.

Anonymous Coward

User ID: 7769563

 United States

12/28/2011 03:39 PM

the tricky thing with psychic events is that it always implies an element of the mind.

so you never know if its ONLY of the mind--

I sometimes get 'notions' like a 'feeling'...but there is no way to PROVE BEYOND A DOUBT that that is aboslute proof of the afterlife....thats why Id like to SEE, unless Im not uspposed to, some sort of 'spirit' or etheric being, this way I will know for CERTAIN.

now, I know that this might be the point of this life on earth, NOT KNOWING...i mean im sure millions of people would also like proof---so there must be some inhreent cost..

however, I have had memory problems and at times have almsot been there...so I dont know..if im suppoed to, YES, ID LIKE TO SEE IT.

The thing is I dont know the costs that are associated with seeing so i always dylly dally...but if im supposed to, yes, please, show me a damn ghost. lol.

Nobody in Particular (OP)

Busy Rattling Cages on GLP

User ID: 7049086

 United States

12/30/2011 06:07 PM



well we are having a very long proton storm, starting about 22 hours ago. wind has gone down. This does not fit with a coronal hole.

Nobody in Particular (OP)

Busy Rattling Cages on GLP

User ID: 7049086

 United States

12/31/2011 01:57 PM



This is the real me, CM said since we are near the end I can post the real image. I tried to upload it as my avatar, and its too large, yet it fits fine as avatar on my forum, and I don't know how to make it smaller for here. My hair is actually white on top and dishwasher blond elsewhere.



Nobody in Particular (OP)

Busy Rattling Cages on GLP


User ID: 7049086

 United States

12/31/2011 05:52 PM



now here's some more celestial truth. [Thread: Come see live video of Venus in broad daylight! 12/31/11](#) live video taken by Astromut, showing STARSHIP VENUS BEAUTIFULLY. I have posted a bunch here that the real VENUS is in earths orbit, has been terraformed so man can move there, and is thus always on the other side of the sun from us, and what we see as "venus" is a LARGE craft showing a hologram. In this imaging by astromut you see the pretty LIGHTS of the craft that so many others have also imaged.


[Nobody in Particular](#) (OP)
Busy Rattling Cages on GLP
User ID: 8399009
 United States
01/11/2012 10:13 AM



just copying from another thread I posted in

well they chose to ignore 2 of them.
3:36 utc. 38.97 N 152.76 E 10 mb 5.4 A NORTH PACIFIC OCEAN

3:35 utc 24.73 N 149.34 E 15 mb 5.4 A EAST OF THE VOLCANO ISLANDS ZAMG

[Nobody in Particular](#) (OP)
Busy Rattling Cages on GLP
User ID: 8399009
 United States
01/11/2012 11:22 PM



[\[link to www.harp.alaska.edu\]](http://www.harp.alaska.edu) remember last winter Mar 11, I guess the quake in Japan occurred, that the Haarp Induction magnetometer Bx showed a line at 2.5 megahertz, for days before? Well since then, the "line" on the Bx has been about 1.75 as the apparent "norm".

well recently it started to climb and reached 2. now its roughly 2.25 This started I guess maybe 2 or 3 days ago, not going back to look. But I wonder if something is building again that will lead to another massive quake. Just wanting to document here.

[nerdrage88sasr](#)
User ID: 8499526

 Australia

01/11/2012 11:50 PM



[[link to www.harp.alaska.edu](http://www.harp.alaska.edu)] remember last winter Mar 11, I guess the quake in Japan occurred, that the Haarp Induction magnetometer Bx showed a line at 2.5 megahertz, for days before? Well since then, the "line" on the Bx has been about 1.75 as the apparent "norm".

well recently it started to climb and reached 2. now its roughly 2.25 This started I guess maybe 2 or 3 days ago, not going back to look. But I wonder if something is building again that will lead to another massive quake. Just wanting to document here.

Quoting: **Nobody in Particular**

Hiya NIP,

agree totally with your thoughts on this.....watch out when the nerdometer hits 2.5.....nearly always means trouble.

Peace

Nobody in Particular (OP)

Busy Rattling Cages on GLP

User ID: 8399009

 United States

01/12/2012 09:39 AM



well today may be one of more than a few discrepancies between [[link to www.emsc-csem.org](http://www.emsc-csem.org)] and Usgs so for "fun" I will watch. ok done, 12 total

22:37 utc 32.93 N 175.19 E 5km **mb 5.8** NORTH PACIFIC OCEAN

22:32 utc 14.78 S 177.60 W 600km **mb 5.7** FIJI REGION

18:50 utc 31.00 N 35.13 E 20km **mb 4.1** DEAD SEA REGION

15:55 utc 49.58 N 115.50 E 160km **mb 5.6** EASTERN MONGOLIA

14:21 60.57 N 154.75 W 1km **mb 5.0** A SOUTHERN ALASKA (not one on the Islands too far)

14:21 utc 53.29 N 166.67 W 5km **mb 5.0** FOX ISLANDS, ALEUTIAN ISLANDS

14:19 43.34 N 168.67 W 25 **mb 4.3** NORTH PACIFIC OCEAN

8:45 utc 38.78 N 70.59 E 51km **mb 4.3** TAJIKISTAN

7:15 utc 51.86 N 169.52 E 10km **mb 5.1** SOUTH OF ALEUTIAN ISLANDS

07:09 utc.3 12.99 N 174.12 E 15km **mb 5.7** MARSHALL ISLANDS REGION

4:45 utc 51.77 N 106.17 E 15km **Ms 4.3** LAKE BAYKAL REGION, RUSSIA

3:21 utc 45.99 N 137.20 E 25 **mb 5.2** A PRIMOR'YE, RUSSIA smaller of 2 readings, larger was 6

Nobody in Particular (OP)

Busy Rattling Cages on GLP

User ID: 8399009

 United States

01/12/2012 09:47 AM



[\[link to www.harp.alaska.edu\]](http://www.harp.alaska.edu) remember last winter Mar 11, I guess the quake in Japan occurred, that the Haarp Induction magnetometer Bx showed a line at 2.5 megahertz, for days before? Well since then, the "line" on the Bx has been about 1.75 as the apparent "norm".

well recently it started to climb and reached 2. now its roughly 2.25 This started I guess maybe 2 or 3 days ago, not going back to look. But I wonder if something is building again that will lead to another massive quake. Just wanting to document here.

Quoting: **Nobody in Particular**

Hiya NIP,

agree totally with your thoughts on this.....watch out when the nerdometer hits 2.5.....nearly always means trouble.

Peace

Quoting: **nerdrage88sasr**

thanks, since that has not occurred that I have seen since the Japan quake, seems worth watching for the learning anyway to see if there actually is a coordination. not much activity there right now, but will watch next time the "line" appears again for locaton.

Nobody in Particular (OP)

Busy Rattling Cages on GLP

User ID: 8399009

 United States

01/12/2012 07:43 PM



well with this CME that came in around 18 utc today, the roughly 2.25 on the haarp magnetometer is really obvious.

Nobody in Particular (OP)

Busy Rattling Cages on GLP

User ID: 8399009

 United States

01/13/2012 07:03 PM



Should be x flare. M came in yesterday. Why dont they want links posted? I mean I already have everything bookmarked anyway...just wondering.

Quoting: **Tarality**

beloved, M's and Xs do not "come in". flares and cmes are not the same animal, although a CME **may** accompany a flare. I hadn't paid any attention to the flares and cme's for a couple weeks, so I don't know what happened anyway! Flares "hit" us when earth directed in minutes.

Nobody in Particular (OP)

Busy Rattling Cages on GLP

User ID: 8399009

 United States

01/13/2012 07:12 PM



well I had an idea come to me today. I have only been watching haarp well fairly long actually maybe 3 years or so. Not sure. But I have never paid any attention to what any of the rises in hz could mean. Until somebody in march noticed we had 2.5 for some days or a couple weeks, I did research that once, before the Japan quake, people associated that with it, yet apparently when there have been other high 8's and low 9's, no association was perhaps made. But I don't know on

that.

The hz has gone up again. [[link to www.haarp.alaska.edu](http://www.haarp.alaska.edu)] just a tad.

Now March at the time of the Japan quake, we were in the biggest lap of the wave we have experienced and I wonder if both the Japan quake and Haarp 2.5 were more related to that?????? Just a postulation.

So we are again coming into a large lap of the wave, so I wonder if Haarp is related to that instead? I don't know. Worth watching though. we had elevated electron **frequencies** also during that time and some during the summer smaller lap. I don't know what the bands of frequency on haarp currently at about 3 and 3.5 might mean either.

but anyway, I am watching stuff for any interesting clues about anything interesting to me I can learn from.

Nobody in Particular (OP)

Busy Rattling Cages on GLP

User ID: 8399009

 United States

01/13/2012 11:05 PM



Out of curiosity and based on light bulb moment (I hope anyway) I think I posted above that the induction magnetometer may be showing wave coming in and so I checked dates for last year when it was 2.5 and then when the wave was decreasing etc and I was working in the stasis thread so I am copying that to here.

Hello Candace,
Guessing by the last targeted message, STASIS will go forward soon, maybe after the big WAVE hits? When is the big WAVE going to hit? What is its significance to STASIS?

Quoting: **KUTRO**

well the wave I think is in its early hit stage. I am hearing more noises, too much wind, the ears, amplified noises etc. and i made a note in my solar/quake thread that maybe the 2.5 hz on the haarp induction magnetometer last March before the japan quake maybe wasn't due to the impending japan quake but perhaps the wave lap then. Its been climbing for maybe 10 days now gradually above the 1.75 it usually runs to about 2.25 now. [[link to www.haarp.alaska.edu](http://www.haarp.alaska.edu)]

However that is just an idea that suddenly popped into my head, and I have no idea if this is so or not. I am watching electrons and other stuff too that can be affected by it. I was beginning to hear that wave around feb 1.

Jan 23, 2011 1.75 ish [[link to www.haarp.alaska.edu](http://www.haarp.alaska.edu)]

Feb 01 2011 2 hz [[link to www.haarp.alaska.edu](http://www.haarp.alaska.edu)]

feb 15 2011 climbing [[link to www.haarp.alaska.edu](http://www.haarp.alaska.edu)]

feb 26 2011 at 2.5, where it stayed until late april. [[link to www.haarp.alaska.edu](http://www.haarp.alaska.edu)]

March 1, 2011 [[link to www.haarp.alaska.edu](http://www.haarp.alaska.edu)]

mar 11 2011 (japan quake) [[link to www.haarp.alaska.edu](http://www.haarp.alaska.edu)]

April 5, 2011 still high. [[link to www.haarp.alaska.edu](http://www.haarp.alaska.edu)]

april 25, dropping. [[link to www.haarp.alaska.edu](http://www.haarp.alaska.edu)]

May 5, 2011 back to a "normal" 1.75 ish [[link to www.haarp.alaska.edu](http://www.haarp.alaska.edu)]

and it has stayed ~1.75 until the recent gradual climbing. I think it was not the coming japan quake, but rather the wave that made it 2.5+ during that time which persisted until the wave was over, which was late april, early may.

I am going to copy this and put in my quake/solar thread

Nobody in Particular (OP)

Busy Rattling Cages on GLP

User ID: 8399009

 United States

01/14/2012 09:17 AM



M1 flare just a short time ago, ~13 utc no apparent CME with it so far

Nobody in Particular (OP)

Busy Rattling Cages on GLP

User ID: 8399009

 United States

01/16/2012 02:18 PM



[\[link to www2.nict.go.jp\]](http://www2.nict.go.jp) I guess we got the coronal hole.

Nobody in Particular (OP)

Busy Rattling Cages on GLP

User ID: 8399009

 United States

01/19/2012 10:15 AM



well for the heck of it, its already a higher quake number utc day and on these days usgs tends to leave more of them off. So here's the start of the missing quakes found on here: [\[link to www.emsc-csem.org\]](http://www.emsc-csem.org) Now and then ELQ's thread has a couple from other places, but I probably won't browse there. I am putting those 4+ here and I remind you who may not have read it on usgs, that they claim to post all 2.5 and above world wide but they do not. You can find a bunch of the 2.5+ unreported european and mediterranean quakes above also. I start with 4+ because at one time, usgs did have that as the lower number of global quakes outside us and territories and often they still do, just not bolded.

23:14 utc 38.36 N 142.19 E 33km **mb 4.8** NEAR EAST COAST OF HONSHU, JAPAN

19:16 utc 36.42 N 142.27 E 33km **mb 4.7** OFF EAST COAST OF HONSHU, JAPAN

18:05 utc 5.62 N 26.44 E 140km **ML 4.1** ROMANIA

17:42 utc 36.35 N 59.35 E 1 **mb 4.2** NORTHEASTERN IRAN

14:03 utc 32.36 N 7.62 W 10km **mb 4.1** MOROCCO

12:37 utc 46.13 N 55.06 E 25km **mb 4.9** WESTERN KAZAKHSTAN

12:34 utc 32.26 N 66.67 E 1km **mb 5.2** CENTRAL AFGHANISTAN

7:42 utc 39.23 N 142.50 E 50km **mb 4.8** NEAR EAST COAST OF HONSHU, JAPAN

7:04 utc 27.29 N 36.85 E 10km **mb 4.7** WESTERN SAUDI ARABIA

7:04 utc 42.94 N 52.02 E 140km **mb 4.8** WESTERN KAZAKHSTAN

6:56 utc 13.89 S 95.30 E 33km **mb 6.2** SOUTH INDIAN OCEAN

6:49 utc 44.87 S 166.11 E 160 **mb 6.4** OFF W. COAST OF S. ISLAND, N.Z. Now this quake may be the one on usgs at 5.9 at 6:48 as many stations reported it, but all but one reported between 6 and 6.9 so I feel usgs under reported this one.

2:15 utc 38.77 N 71.63 E 2km **ML 4.0** TAJIKISTAN

Nobody in Particular (OP)

Busy Rattling Cages on GLP

User ID: 8399009

 United States

01/19/2012 12:58 PM



WOW long duration M flare with biggy CME that is on both stereo A and B in the right places and probably thus earth directed, will have to see which sunspots are involved, I would think at least a strong glance coming.

beautiful! apparently about 10 utc from soho C2 images

[\[link to www.swpc.noaa.gov\]](http://www.swpc.noaa.gov) this is pretty right now.

[\[link to www.swpc.noaa.gov\]](http://www.swpc.noaa.gov) R1 radio blackout and estimated speeds of cme between 800 and 900 km/s but it will slow down in space.

this is reported now as being from sunspot 1402, which is, if you image looking at a ball, to get the 3d view, not straight at us, so it will probably be a glancing blow, its a big cme though so we shall just wait and see what it does. by the time it gets here we will have moved a bit too.

(:-DeeZe

User ID: 7050204

 United States

01/19/2012 02:08 PM

Thanks for the updates Candace.

I'll admit, I haven't spent much time educating myself re. the sun etc.

It's nice to have insightful commentary concerning what is going on with our beautiful Sun.



[\(:-DeeZe](#)

User ID: 7050204

 United States

01/19/2012 03:18 PM

Space Weather News for Jan. 19, 2011

[\[link to spaceweather.com\]](#)

EARTH-DIRECTED FLARE: Active sunspot 1401 erupted today, Jan. 19th, for more than an hour around 16:00 UT. The long-duration blast produced an M3-class solar flare and a CME that appears to be heading toward Earth. Forecasters say strong geomagnetic storms are possible when the cloud arrives during the late hours of Jan. 21st. High-latitude (and possibly middle-latitude) sky watchers should be alert for auroras this weekend. Check [\[link to spaceweather.com\]](#) for movies and updates.

[\(:-DeeZe](#)

User ID: 7050204

 United States

01/19/2012 03:19 PM

Animated forecast track.

[\[link to iswa.gsfc.nasa.gov\]](#)

[Nobody in Particular](#) (OP)

Busy Rattling Cages on GLP

User ID: 8399009

 United States

01/19/2012 04:01 PM



Animated forecast track.

[\[link to iswa.gsfc.nasa.gov\]](#)

Quoting: (:-DeeZe

maybe, we shall see, this has been wrong a few times now, so I don't pay it much attention. maybe in time they will get better with it.

[AttackOfTheKreel](#)

One of Two

User ID: 8993988

 United States

01/19/2012 04:09 PM



Nobody in Particular (OP)

Busy Rattling Cages on GLP

User ID: 8399009

 United States

01/20/2012 11:42 AM



[[link to www.swpc.noaa.gov](http://www.swpc.noaa.gov)] well this change in proton flux is coming well after the long duration M flare with CME yesterday, so this is a new one on me, don't have a clue why.

[[link to hpiers.obspm.fr](http://hpiers.obspm.fr)] and this, now showing just the movement since the beginning of 2011, will be interesting to see what shows when they update it this month.

[[link to earthquakescanada.nrcan.gc.ca](http://earthquakescanada.nrcan.gc.ca)] quakes continue to increase here in Canada too. Reminder that these are for the last 30 days, not 7 days. biggy increase along and north of the ST Lawrence river, and around the polar cap area.

I should on occasion compare the quakes with this too. [[link to geofon.gfz-potsdam.de](http://geofon.gfz-potsdam.de)] I had forgotton pretty much about this site. there are sometimes quakes on it not on usgs or the european site, but not a lot.

Nobody in Particular (OP)

Busy Rattling Cages on GLP

User ID: 8399009

 United States

01/21/2012 09:28 AM



well the way real time looks right now, high bz closed up, the biggy cme, should it be big, is probably coming close.

Nobody in Particular (OP)

Busy Rattling Cages on GLP

User ID: 8399009

 United States

01/21/2012 10:29 AM



[[link to www.swpc.noaa.gov](http://www.swpc.noaa.gov)] well the protons and wind are beginning to rise. Perhaps the early showing of the cme. I have a headache this morning, wondering if this is the reason.

Nobody in Particular (OP)

Busy Rattling Cages on GLP

User ID: 8399009

 United States

01/21/2012 11:00 AM



[[link to www.swpc.noaa.gov](http://www.swpc.noaa.gov)] well the sudden impulse alert has been CANCELLED. [[link to www.swpc.noaa.gov](http://www.swpc.noaa.gov)] also showing that.

Nobody in Particular (OP)

Busy Rattling Cages on GLP

User ID: 8399009

 United States

01/21/2012 09:11 PM



[[link to www2.nict.go.jp](http://www2.nict.go.jp)]

hmmmm while sometimes these seem to mean nothing, other times they mean something big is

coming. I guess we shall observe that or not in a while. very high bz produces this. Pretty soon, somebody here is bound to make I never ever saw such a thing sort of thread.

Of particular interest today, is the long period of negative By which I think also suggests a big whammy coming, so I will observe that too, to see if that is accurate or not.

[\(-DeeZe](#)

User ID: 7050204

 United States

01/21/2012 10:15 PM

[\[link to www2.nict.go.jp\]](#)

hmmmm while sometimes these seem to mean nothing, other times they mean something big is coming. I guess we shall observe that or not in a while. very high bz produces this. Pretty soon, somebody here is bound to make I never ever saw such a thing sort of thread.

Of particular interest today, is the long period of negative By which I think also suggests a big whammy coming, so I will observe that too, to see if that is accurate or not.

Quoting: **Nobody in Particular**

Wow, I have never seen the magnetic field graph look like that before.

One streamer going off, the other polarity looping.

Hmmm.

[Nobody in Particular](#) (OP)

Busy Rattling Cages on GLP

User ID: 8399009

 United States

01/21/2012 10:33 PM



[\[link to www2.nict.go.jp\]](#)

hmmmm while sometimes these seem to mean nothing, other times they mean something big is coming. I guess we shall observe that or not in a while. very high bz produces this. Pretty soon, somebody here is bound to make I never ever saw such a thing sort of thread.

Of particular interest today, is the long period of negative By which I think also suggests a big whammy coming, so I will observe that too, to see if that is accurate or not.

Quoting: **Nobody in Particular**

Wow, I have never seen the magnetic field graph look like that before.

One streamer going off, the other polarity looping.

Hmmm.

Quoting: (:-DeeZe

I have, many times and the "tail" always does that, no idea why. very rarely it will wrap completely, but that is usually after a really big blow is over.

[Ozark](#)

User ID: 1046363

 United States

01/21/2012 10:54 PM



Just started to feel some intense pressure pushing me down, and some big wobble's when it lets up.

Was going to go outside and look for aurora's, had clear skies 2 hours ago, now all foggy, so I may miss them again...

[Nobody in Particular](#) (OP)

Busy Rattling Cages on GLP

User ID: 8399009

 United States

01/22/2012 08:59 AM



well while I slept the CME came in. seems to be only two short episodes of neg bz, gotta check to see how high the protons got. Looks like 2 episodes of blast, and this was a double event.

well there were short episodes of protons to 35, with around 15 after each. Then with the larger blast with a more consistant count of 40's and 50's with a short period of being in the 60's with highest 65.6. Nice CME, NOT devastating, we have had bigger.

we shall see if it causes quakes. I haven't been there yet this morning. Just got up a bit ago and had breakfast before going online.

[\[link to www2.nict.go.jp\]](http://www2.nict.go.jp) AE index NOT devastating either. We have had bigger there in the last year too.

quakes NOT up yet. Also, for those that actually LOOKED, the CME's while large, with being full halo, the big blast off the more northern sunspot was most north directed on stereo a and b. also our orbit around the sun is lopsided and I don't know where we are in that one, which of course would affect where the CME would hit. We do not travel perfectly in alignment with the sun's equator. Also the images take by soho and stereo depend on where they are in their own 1 million mile in diameter halo orbits.

DOK

User ID: 3777241

 United States

01/22/2012 10:49 AM



[Thread: LIVE "ELF/ULF" MONITORING OF EARTHQUAKE PRECURSOR SIGNALS ON GLP. QUAKE FORECAST UP TO 5HRS IN ADVANCE...\(\(\(Updated Daily\)\)\) By ELQ. \(Page 404\)](#)

Significant precursor signals...

Nobody in Particular (OP)

Busy Rattling Cages on GLP

User ID: 8399009

 United States

01/22/2012 12:35 PM



well since this morning when I checked we are in another bump of this. spikes to 30 or so off and one. LONG duration. [[link to www2.nict.go.jp](http://www2.nict.go.jp)] showing how much is coming inside the magnetosphere. My goodness the Bz is really swinging back and forth.

Nobody in Particular (OP)

Busy Rattling Cages on GLP

User ID: 8399009

 United States

01/22/2012 06:57 PM




[\[link to www2.nict.go.jp\]](http://www2.nict.go.jp) well this puppy just keeps coming..... 3rd bump in progress.

DOK

User ID: 3777241

 United States

01/22/2012 10:37 PM



George Ure had this posted on Urbansurvival.com this morning..

First is the arrival of a big blast from the Sun which resulted in an international "Presto Alert" as follows:

Issued: 2012 Jan 22 0756 UTC

:Product: documentation at [\[link to www.sidc.be\]](http://www.sidc.be)

#-----#

FAST WARNING 'PRESTO' MESSAGE from the SIDC (RWC-Belgium)

#-----#

An interplanetary shock wave was detected by ACE at 05:15 UT today. The solar wind speed increased from 330 to 400 km/s. The interplanetary magnetic field (IMF) in the post-shock flow reached 33 nT. However, its north-south component was mostly positive and no geomagnetic storm resulted. Currently the IMF magnitude is still high (around 25 nT), so a minor to moderate geomagnetic storm remains possible. The shock was most probably driven by the complex ICME resulting from interacting CMEs observed on the Sun on January 18 and 19. The ICME itself is expected to have only a glancing blow at the Earth. The SEP flux peaked at the shock arrival, but did not reach the event threshold.

That, in and of itself would not be worth noticing, except that we also happened to get a glance at the latest magnetometer readings off the HAARP site (www.haarp.alaska.edu) which show some major excursions down what looks like the 650-NT kind of range.

I mention this because just prior to the Japan quake in March 2011 we saw a similar large

excursion before (and during) the quake period.

So, as a result, I'm half expecting a large quake (thinking 6.5 or larger) in the next few days to a

Nobody in Particular (OP)

Busy Rattling Cages on GLP

User ID: 8399009

 United States

01/22/2012 11:31 PM



[\[link to www.n3kl.org\]](http://www.n3kl.org) well we had a LOT of c flares during Jan 22, utc time (8)and just now I checked, we are a few hours into Jan 23 utc, and there is a flare just short of an X right now. I don't have any idea if this will cme or not. Just noting it before I go to bed.

I think this cme period is finally about over, it has run nearly 24 hours now. At least of ingress anyway on the AE index.

[\[link to www2.nict.go.jp\]](http://www2.nict.go.jp)

The main island of Hawaii, got a 5!

well the soho and stereo images are not new enough to show if there is a CME with this large M flare. OK good night, hitting the sack.

Nobody in Particular (OP)

Busy Rattling Cages on GLP

User ID: 8399009

 United States

01/23/2012 04:06 AM



[\[link to www.swpc.noaa.gov\]](http://www.swpc.noaa.gov) I woke up from return from ship, hungry so why a bit of juice settles decided to check on the CME boy it is "gone". About 6 1/2 UTC, the wind just SUDDENLY dropped to under 300. Nict is not reporting right now, you won't see t there, but the ACE data is clear.

and the proton flux is almost off the chart. [\[link to www.n3kl.org\]](http://www.n3kl.org)

and for some reason, this is strange, the electron flux at V=2 dropped to the bottom of the chart same time the wind dropped out. It is normal during solar storms for the electron flux to drop, or be depressed, this is due to simply the sensitivity of the instruments. But to just crap out with the wind like that seems really odd to me. [[link to www.n3kl.org](http://www.n3kl.org)]

[[link to www.swpc.noaa.gov](http://www.swpc.noaa.gov)] This is reflecting the 8 C flares and just generally more flaring the last couple days, plus the M8.7 or so flare at 3+utc. [[link to www.n3kl.org](http://www.n3kl.org)]

Another thing bothering me, is the TEC are DOWN for the last maybe a week and getting lower. Months ago they were up and they had to raise the red color bar up to 80 from 60 from 50 previously. During "my" daytime hours, it had been mostly red! I will check this in the morning again to compare my daytime hours, I am not normally checked this at 2 am. [[link to iono.jpl.nasa.gov](http://iono.jpl.nasa.gov)]

based just on the AE index this solar storm lasted just about almost exactly 24 hours.

And that sunspot that erupted producing the M 8.7 apparently is sending a high velocity CME, 2200 ks a sec towards earth, or a glancing blow. It will slow down a bit. [[link to spaceweather.com](http://spaceweather.com)]

The last CME clusters were about 800 ks, I think, didn't review my notes. this is faster but we shall see when and IF it hits. I have seen some big CME's never show up at all that were earth directed, that is why I say we shall see. Fleet does interrupt some of them, but Esu told me the last one we just had would not be interrupted. I don't know about this one. This last one we just finished is expected to significantly increase the quakes from their studies of the effects.

The new CME seems pretty good sized with the remnant showing on Stereo A here [[link to stereo.gsfc.nasa.gov](http://stereo.gsfc.nasa.gov)] there are no images for the first 5 utc hours.

There are earlier images on Stereo B [[link to stereo.gsfc.nasa.gov](http://stereo.gsfc.nasa.gov)]

[[link to sohowww.nascom.nasa.gov](http://sohowww.nascom.nasa.gov)] Lasco C2

Lasco c3 [[link to sohodata.nascom.nasa.gov](http://sohodata.nascom.nasa.gov)]

Nobody in Particular (OP)

Busy Rattling Cages on GLP

User ID: 8399009

 United States

01/23/2012 10:55 AM



well although Nict is not updating the density and wind speed, the other images are, and this is the current one. [[link to www2.nict.go.jp](http://www2.nict.go.jp)] I think that new CME will arrive pretty fast, it lifted off at 2000 ks.

the wind is running around 290, and the protons around 4 or so. A bunch of sites are down, like soho, stereo , SDO and haarp. At least they were last time I checked.

Nobody in Particular (OP)

Busy Rattling Cages on GLP

User ID: 8399009

 United States

01/23/2012 06:00 PM



there are again today more than a couple quakes being ignored by glp. 8 or so now. I sorta lost count and I don't want to list them right now. But libya got a 6.2.

Nobody in Particular (OP)

Busy Rattling Cages on GLP

User ID: 8399009

 United States

01/23/2012 09:24 PM



[\[link to www.swpc.noaa.gov\]](http://www.swpc.noaa.gov) magnetosphere really "STEADY" doesn't really matter that some stuff is still not working on nict.

This continues to be "odd" from my point of view and a few years watching. I was not watching during the last max so perhaps this is all completely normal.

Right now although the data is steady, the bz is a bit down, NOT unusual though, but the AE index is showing a fair amount of stuff coming in, almost like a mini storm.

[\[link to www2.nict.go.jp\]](http://www2.nict.go.jp) And on BATS R US the polar caps are pretty open. [\[link to ccmc.gsfc.nasa.gov\]](http://ccmc.gsfc.nasa.gov)

I guess this new storm is so fast and full of particles, we have a particle storm hours now on SOHO.

Nobody in Particular (OP)

Busy Rattling Cages on GLP

User ID: 8399009

 United States

01/23/2012 10:39 PM



Ok going to start a posting to continue for this Jan 24 utc period. they are leaving quakes off like crazy already. And at least 8 as I think I mentioned left off on the 23rd. **Ok catching up on the missed quakes. from here** [[link to www.emsc-csem.org](http://www.emsc-csem.org)]

21:42 utc 69.66 N 141.36 W 33km **mb 5.0** NORTHERN ALASKA

21:34 utc 15.30 S 179.30 W 600km **mb 5.7** FIJI REGION

18:22 utc 43.78 N 82.79 E 1km **mb 4.1** NORTHERN XINJIANG, CHINA

17:31 utc 37.57 N 141.00 E 33km **mb 4.7** NEAR EAST COAST OF HONSHU, JAPAN

12:13 utc 56.51 N 161.71 W 190km **mb 4.3** ALASKA PENINSULA

12:12 utc 49.63 N 163.24 W 25km **mb 4.4** SOUTH OF ALASKA

2:21 utc 6.79 S 72.22 E 2km **mb 4.7** CHAGOS ARCHIPELAGO REGION

1:40 utc 47.17 N 152.82 E 60km **mb 4.5** KURIL ISLANDS

1:33 utc 6.59 S 146.82 E 99km **M 4.7** EASTERN NEW GUINEA REG., P.N.G. GFZ

1:09 utc 33.94 N 4.13 E 158km **mb 5.0** NORTHERN ALGERIA

1:07 Utc 52.68 N 40.05 E 10km **mb 5.3** WESTERN RUSSIA

1:01 utc 42.14 N 128.89 E 22km **mb 5.7** JILIN, CHINA

00:57 utc 26.89 N 152.12 E 18km **mb 6.0** NORTH PACIFIC OCEAN also reported at 6.8

00:52 utc 20.12 N 159.52 E 15km **mb 5.8** NORTH PACIFIC OCEAN

00:50 utc 47.19 S 177.22 E 25km **mb 5.0** SOUTH OF NEW ZEALAND NEWS

00:26 utc 40.31 N 142.30 E 60km **mb 4.8** NEAR EAST COAST OF HONSHU, JAPAN

[\(-DeeZe](#)

User ID: 7050204

 United States

01/24/2012 10:56 AM

[\[link to www.swpc.noaa.gov\]](http://www.swpc.noaa.gov)

The proton graph is all red.

Hmmmm.

[Nobody in Particular](#) (OP)

Busy Rattling Cages on GLP

User ID: 8399009

 United States

01/24/2012 11:06 AM



[\[link to www.swpc.noaa.gov\]](http://www.swpc.noaa.gov)

The proton graph is all red.

Hmmmm.

Quoting: **(:-DeeZe**

this is because of all the c and m flares with the proton flux. proton flux is not counts, but the vibration rate of the protons.

[Nobody in Particular](#) (OP)

Busy Rattling Cages on GLP

User ID: 8399009

 United States

01/24/2012 11:27 AM



[\[link to www.n3kl.org\]](http://www.n3kl.org) well the storm is impending. Huge spike on the goes magnetometer. But so far the storm has Not arrived to be detected by ACE. Huge positive bz a little while ago, that may indicate an arrival soon? This happened about the time the storm is predicted to arrive. ODD to me anyway.

[\[link to www.swpc.noaa.gov\]](http://www.swpc.noaa.gov) bz went up to about 30 visually on the graph.

[\[link to www2.nict.go.jp\]](http://www2.nict.go.jp) nothing hitting the Goes satellites yet.

bz has just dropped to 0 and perhaps from the graph a tad below, so my guess is maybe the action is starting.

Nobody in Particular (OP)

Busy Rattling Cages on GLP

User ID: 8399009

 United States

01/24/2012 03:44 PM



Please check this thread. If mods do not pin it, I will, since I have enough now. Waiting to see the reactions for a bit before I do.

[Thread: OK SOLAR DATA ON TODAYS CME IS BEING MANIPULATED ON ACE](#)

Nobody in Particular (OP)

Busy Rattling Cages on GLP

User ID: 8399009

 United States

01/24/2012 08:27 PM



well, yesterday there were some craft. Here is a couple images of the big puppies in the first two. this will be removed soon, so if you want any of these, save to computer now. these were on my forum.

[\[link to stereo.gsfc.nasa.gov\]](#) near bottom left

[\[link to stereo.gsfc.nasa.gov\]](#) right middle

[\[link to stereo.gsfc.nasa.gov\]](#) 3 craft

PALback

User ID: 7215009

 United States

01/24/2012 09:39 PM

Thanks for relaying this information, NIP.

I'm always fascinated by the sun's activity!

Last night I was experiencing bouts of slight imbalance/dizziness.

Lasted for about a couple of hours. I also get the ear pressure feeling--in my left ear--like many others.

I don't know if it's related, but I do believe it a possibility for certain individuals to have an extra sensitivity to this type of thing.

Thanks again,



Quoting: **KoFFee_**

ditto

Peace Maker

User ID: 8868230

 United States

01/24/2012 09:42 PM



The ear ringing just picked up too. Left ear. Northern Va.

Quoting: **Anonymous Coward 1374158**

I'm in Northern VA too but nothing in my ears. Hmmmm!

Oh and I the Sun ray's were very beautiful today. Gosh the sun is so bright and it was beautiful out and felt so good.

Anonymous Coward

User ID: 7106716

 United States

01/25/2012 12:22 AM

[\[link to sohodata.nascom.nasa.gov\]](http://link.to.sohodata.nascom.nasa.gov)

Someone please tell me what all the white fuzz means? I have never seen so much. I know some is stars and some may be sun diving comets but I have never seen so much of it. I have been watching SOHO for a while and I just have never seen it look like this. It looks like something exploded around the sun or something.

Nobody in Particular (OP)

Busy Rattling Cages on GLP

User ID: 8399009

United States
01/25/2012 12:30 AM



[\[link to sohodata.nascom.nasa.gov\]](http://link.to.sohodata.nascom.nasa.gov)

Someone please tell me what all the white fuzz means? I have never seen so much. I know some is stars and some may be sun diving comets but I have never seen so much of it. I have been watching SOHO for a while and I just have never seen it look like this. It looks like something exploded around the sun or something.

Quoting: **Anonymous Coward 7106716**

basically massive particles from that particular CME. We do get these now and then, its been a particularly long period this time. They just get labeled "particle storms." This CME was a larger than usual particle ejection, a lot of Matter, in general, a deep CME, rather than a surface CME where the plasma is "thinner."

Somebody saw something hit the sun, reported someplace here and said it looked like an earth sized comet. And then found the images cleaned up. So perhaps something of this sort was behind this huge ejection of matter.

Nobody in Particular (OP)

Busy Rattling Cages on GLP

User ID: 8399009

United States
01/27/2012 11:14 AM



Not sure if I will track non posted quake on usgs today or not.

but Shortly ago, there is this one: 14:52 Utc. 44.37 N 14.34 E 10 **mb 6.6** ADRIATIC SEA

Nobody in Particular (OP)

Busy Rattling Cages on GLP

User ID: 8399009

United States
01/27/2012 02:12 PM



Ok we have a x flare! just coming down from the peak now, looks about an X2. I have no idea if its ejecting a CME, I just was looking at the graphs, hadn't done that yet today. [[link to www.n3kl.org](http://www.n3kl.org)]

Ok THERE is a nice sized CME which CNN just announced is not earth faced. However, they did NOT differentiate between a flare and a CME which are not the same animal even if they come from the same sunspot.

The X Flare is obviously earth directed enough to show above for the GOES satellite to detect it. The CME is on the wrong side of Stereo Behind to be earth directed it appears. The X flare came from 1402 which is just about turned away to the back now. Boy that sun spot has surely been "productive" as it crossed the face of the sun.

The proton flux which was moving down took a turn back up [[link to www.n3kl.org](http://www.n3kl.org)]

Nobody in Particular (OP)

Busy Rattling Cages on GLP

User ID: 8399009

 United States

01/28/2012 09:46 AM



well that cme with the X2 produced another particle storm. I am going to wager we will catch an edge of the CME but who knows until and if it happens. Spaceweather says the coronal hole is still to arrive but we had a wind jump I think was the day before yesterday and it may have arrived, the wind seems still too high to be left over from the last cme.

the wind here [[link to umtof.umd.edu](http://umtof.umd.edu)] is running about 450 vs what ACE is suddenly showing again of being in the 300 range and no data on Nict for wind and protons again. will be paying attention to the news in a couple days to see what it says. they failed on cnn the one time I saw discussion to differential between the X flare and the CME.

[[link to www.bartol.udel.edu](http://www.bartol.udel.edu)] I pay some attention for a couple years or so here. Last year during the larger but somewhat mitigated WAVE these dropped out in march/april. again the summer and they are now. I don't know if the Wave has some effect on these or not, just an observation of timing. if you click on each one, you will get a 6 month graph. I am in contact with a solar type scientist in another part of the world who says these do reflect the laps of the WAVE as well as what we do on HI 1 and 2.

Nobody in Particular (OP)

Where are your I AM's sleepy ones?

User ID: 8399009

 United States

01/30/2012 08:09 AM



[\[link to www2.nict.go.jp\]](http://www2.nict.go.jp) well figured earth needed protons last night (they are LOW), and provided some. I have never asked why they always do it about 8 utc, except perhaps to prove its them. I guess we are trying to keep that magnetic reversal from happening until we perhaps get to do a short teaching period, which is being planned. sorry no "dates", although I was given a suggestion of when they were working on.

MESSAGE TO HUMANITY From I AM, Source, The FATHER

[\[link to www.youtube.com\]](http://www.youtube.com)

[\[link to www.abundanthope.net\]](http://www.abundanthope.net) AH IS the GLOBAL 2nd Coming Organization in partnership with the one you call "Jesus" Any of my personal writings on GLP may be used freely in good intent.
NIP

Nobody in Particular (OP)

Where are your I AM's sleepy ones?

User ID: 8399009

 United States

01/30/2012 07:39 PM



we have by appearances a small cme going on right now. Perhaps an edge of that one on the 28th? No change in wind, so far its all protons, around 16 to 18

Nobody in Particular (OP)

Where are your I AM's sleepy ones?

User ID: 8399009

 United States

02/01/2012 09:53 PM



Alaska is really have a lot of quakes sort of suddenly, even for it. 425. it sometimes goes over 300 for short periods, but the last couple days has really climbed. Southern Cal is having an increase to.

Nobody in Particular (OP)

Where are your I AM's sleepy ones?

User ID: 10043482

 United States

02/02/2012 09:46 AM



well this is a busier day of quakes, my page almost full when I got up, but wait! theres more, let my reporting of the unreported on usgs begin. [\[link to www.emsc-csem.org\]](http://www.emsc-csem.org)

23:13 utc 17.71 S 167.37 E 10km **M 4.7** VANUATU

20:36 utc 57.78 N 102.72 E 10km **mb 5.3** IRKUTSKAYA OBLAST', RUSSIA

19:50 utc 32.20 N 173.18 E 15km **mb 5.6** NORTH PACIFIC OCEAN ZAMG

19:37 utc 19.75 N 126.73 E 33km **mb 5.6** EAST OF PHILIPPINE ISLANDS

18:00 Utc 40.20 S 173.63 E 189km **M 4.6** COOK STRAIT, NEW ZEALAND

16:19 utc 60.82 N 46.04 E 275 **mb 4.6** NORTHWESTERN RUSSIA

15:05 utc 17.76 S 167.57 E 10km **M 4.7** VANUATU

14:04 utc 45.50 N 154.94 E 10km **mb 5.7** EAST OF KURIL ISLANDS

14:01 utc 45.88 N 127.19 E 10km **mb 5.6** HEILONGJIANG, CHINA

14:01 utc 25.20 N 119.47 E 33km **mb 5.6** NEAR THE COAST OF FUJIAN, CHINA

13:57 OK removing this one, usgs FINALLY added it VANUATU

13:55 utc 40.09 N 145.56 E 15 **mb 5.9** OFF EAST COAST OF HONSHU, JAPAN

13:50 utc 17.81 S 167.79 E 10km **M 5.1** VANUATU

13:49 utc 14.85 S 169.73 E 600km **mb 6.0** VANUATU

13:48 utc 17.49 S 167.48 E 33km **mb 5.3** VANUATU

13:35 utc 9.33 N 159.05 E 15km **mb 6.7** MARSHALL ISLANDS REGION

12:29 utc 43.44 N 146.78 E 56km **mb 4.6** KURIL ISLANDS

9:16 utc 5.29 S 153.55 E 74km **mb 5.0** NEW IRELAND REGION, P.N.G.

7:23 utc 50.16 N 92.05 E 10km **mb 5.0** RUSSIA-MONGOLIA BORDER REGION

4:42 utc 38.94 N 54.43 E 15km **ML 4.0** TURKMENISTAN

Nobody in Particular (OP)

Where are your I AM's sleepy ones?

User ID: 10043482

 United States

02/03/2012 09:51 AM



I just finished the above list this morning. 19 not mentioned on usgs just from the euro med site. I did not look on others. today already there are some too, but I got stuff to do, may or may not list them. there are always several every day.

Nobody in Particular (OP)

Where are your I AM's sleepy ones?

User ID: 10043482

 United States

02/06/2012 04:23 PM



Hi everyone, I just found a chinese quake site, in chinese but the numbers are in english there have been 11 6+ quakes since Oct 21, of last year and 9 of them are 7+ these are never on usgs.

[[link to www.csndmc.ac.cn](http://www.csndmc.ac.cn)]

well on editing, I was wrong, I looked at dates to which I can compare to usgs, as to location and the 2/02/2012 is vanuatu so I guess this site is not purely china.

Nobody in Particular (OP)

Where are your I AM's sleepy ones?

User ID: 10043482

 United States

02/12/2012 10:13 PM



I forget to mention the apparently earth directed CME a couple days ago. Feb 10. wasn't really large or fast, we shall see what it does.

Nobody in Particular (OP)

Where are your I AM's sleepy ones?

User ID: 10043482

 United States

02/13/2012 04:34 PM



well, california just got a 5.5 or so in a kinda strange area near the north coast.

On going to <http://www.emsc-csem.org/Earthquake/seismologist.php> for comparisons, other quakes go unrecorded, usgs doesn't like putting up quakes I suppose nobody cares about, like North Pacific quakes, of which there are two in very different locations at the same time frame . both around 5.6 or so at 21:04 utc

of the reports there, on the caliquake, two stations reported 5.9 and 6.0. Some of the reports are off shore in location.

19:14 utc 11.91 N 141.80 E 100km **mb 4.7** STATE OF YAP, MICRONESIA

17:35 utc 11.48 S 119.38 E 10km **M 4.9** SOUTH OF SUMBA, INDONESIA

10:55 utc 32.68 N 99.81 W 10km **mb 5.3** NORTHERN TEXAS?????????

9:14 utc 26.82 N 178.75 E 5km **mb 6.0** A HAWAIIAN ISLANDS REGION

9:24 utc 68.61 N 29.42 E 10 **mb 4.5** FINLAND-RUSSIA BORDER REGION MSO

9:39 utc 35.06 N 30.45 E 10 mb 4.4 A EASTERN MEDITERRANEAN SEA

Nobody in Particular (OP)

Where are your I AM's sleepy ones?

User ID: 10043482

 United States

02/15/2012 10:07 AM



hmmm I made a post here about the low bz last night, where is it? maybe I hit the cancel button accidentally.

Anyway, its still low, not obvious solar storm, this is fleet induced, to get energies to momma. Just copying a post I made here.

The pressure and velocity are slightly elevated, but less than they have been recently. The polarity is the bad part, but reverse polarity is not that bad with the fairly low pressure and velocity. The situation is not optimal, but over-all it is better than it has been most of the time in last few months. **Situation normal!**

Quoting: **Epic Beard Guy**

its letting energies in not recorded by wind and proton counts. the only reason the pressure is barely there, is because of the wind, that is part of the equation to determine the pressure.

the magnetometers are picking up something big time though. [[link to www.n3kl.org](http://www.n3kl.org)] can't get on Haarp this morning, but it was surely showing it last night. electron flux involved too: [[link to www.n3kl.org](http://www.n3kl.org)]

and last night with the low bz, the KP was 5.

DOK

User ID: 3777241

 United States

02/15/2012 10:51 AM



Not real scientific I know but the dogs here are kinda barking crazily also and that is what they do when there is "interesting" solar coming in.

Nobody in Particular (OP)

Where are your I AM's sleepy ones?

User ID: 10043482

 United States

02/15/2012 11:05 AM



although proton count is LOW, there is quite a bit of flux (energy variance) in them. [[link to www.swpc.noaa.gov](http://www.swpc.noaa.gov)]

MESSAGE TO HUMANITY From I AM, Source, The FATHER

[[link to www.youtube.com](http://www.youtube.com)]

[[link to www.abundanthope.net](http://www.abundanthope.net)] AH IS the GLOBAL 2nd Coming Organization in partnership with the one you call "Jesus" Any of my personal writings on GLP may be used freely in good intent.
NIP

Nobody in Particular (OP)

Where are your I AM's sleepy ones?

User ID: 10043482

 United States

02/15/2012 12:18 PM



quakes being left off usgs again like crazy since 0 utc last night. I don't feel like listing them al with details, here's the short of it

Panama, Western Honshu, SASKATCHEWAN, CANADA, DODECANESE ISLANDS, GREECE, EASTERN MEDITERRANEAN SEA,

2012-02-15 01:54:52.7 13.28 N 142.98 E 10 mb **6.3** MARIANA ISLANDS REGION

MARSHALL ISLANDS REGION (5.8)

Nobody in Particular (OP)

Where are your I AM's sleepy ones?

User ID: 10043482

🇺🇸 United States
02/17/2012 09:21 AM



[\[link to www2.nict.go.jp\]](http://www2.nict.go.jp)

Fleet gave a shot of protons again inside the magnetosphere at the very typical time of around 8 utc.

Nobody in Particular (OP)

Where are your I AM's sleepy ones?

User ID: 11038369

🇺🇸 United States
02/18/2012 10:36 PM



well have a quiet few minutes after a busy day of vacation, and see we got a CME today, medium big. Nothing unusual about it. Made pretty good ingress, on the AE index. I didn't realize we had one coming.

Nobody in Particular (OP)

Where are your I AM's sleepy ones?

User ID: 10043482

🇺🇸 United States
02/22/2012 09:09 AM



we have a significant solar wind increase. no idea why.

Ozark

User ID: 9696387

🇺🇸 United States

02/22/2012 10:34 AM



Checking in and to say Hi Nip!

Been real busy here, and feeling all of the solar stuff coming in, pretty intense for about 3 weeks now.

Sunday was strange, my body kept "pitching" to the left.

I have tried to check the magnetosphere info at times, nothing seemed to be happening, but my body sure has been feeling things intensely.....

Love and peace to you!



Nobody in Particular (OP)

Where are your I AM's sleepy ones?

User ID: 10043482

 United States

02/23/2012 11:38 AM



nice list of february fireball sightings. [[link to www.amsmeteors.org](http://www.amsmeteors.org)]

MESSAGE TO HUMANITY From I AM, Source, The FATHER


[[link to www.youtube.com](http://www.youtube.com)]

[[link to www.abundanthope.net](http://www.abundanthope.net)] *AH IS the GLOBAL 2nd Coming Organization in partnership with the one you call "Jesus" Any of my personal writings on GLP may be used freely in good intent. NIP*

Nobody in Particular (OP)

Where are your I AM's sleepy ones?

User ID: 10043482

 United States

02/26/2012 04:35 PM



well here comes the promised CME I think anyway. to early to know for sure, but heats up, protons are up, and wind is up.

[\[link to www2.nict.go.jp\]](http://www2.nict.go.jp)

[\[link to www.swpc.noaa.gov\]](http://www.swpc.noaa.gov)

Nobody in Particular (OP)

Where are your I AM's sleepy ones?

User ID: 10043482

 United States

02/26/2012 06:56 PM



interesting [\[link to www.swpc.noaa.gov\]](http://www.swpc.noaa.gov) is showing action and the proton flux is. [\[link to www.swpc.noaa.gov\]](http://www.swpc.noaa.gov) which goes with it, but there have been no large Xray flares, so I don't know why, unless something from the magnetic ribbon that lifted off did it. Usually the DRAP as I called it does this when there are M and X xray flares.

Nobody in Particular (OP)

Where are your I AM's sleepy ones?

User ID: 10043482

 United States

02/26/2012 08:45 PM



well storm is increasing on the ingress a bit. And Usgs has left off a lot of quakes in the first 1/2 of utc Feb 26, I have not compared the 2nd half, no mood to list them all. but overall the number of posted quakes is up.

Nobody in Particular (OP)

Where are your I AM's sleepy ones?

User ID: 10043482

 United States

02/26/2012 09:26 PM



[[link to earthquake.usgs.gov](http://link.to.earthquake.usgs.gov)] this is not typical of this area.

Nobody in Particular (OP)

Where are your I AM's sleepy ones?

User ID: 10043482

 United States

02/27/2012 12:10 PM



well the 2nd cme arrived early in my morning and its much more impressive than yesterdays.

DOK

User ID: 3777241

 United States

02/27/2012 01:29 PM



well the 2nd cme arrived early in my morning and its much more impressive than yesterdays.

Quoting: **Nobody in Particular**

Could this have possibly what caused a hazy red area in the sky above our area? The sky was pitch black north and south but the colored area directly above. I do not know how quickly it changed but a few hours prior to that happening the sky had been beautiful night time clear with stars everywhere!

Nobody in Particular (OP)

Where are your I AM's sleepy ones?

User ID: 10043482

 United States

02/27/2012 05:13 PM



well the 2nd cme arrived early in my morning and its much more impressive than yesterdays.

Quoting: **Nobody in Particular**

Could this have possibly what caused a hazy red area in the sky above our area? The sky was pitch black north and south but the colored area directly above. I do not know how quickly it changed but a few hours prior to that happening the sky had been beautiful night time clear with stars everywhere!

Quoting: **DOK**

I have no idea DOK. I haven't ever been out at night with one coming in. I don't think these would darken the sky though. I have no idea why the red color in the middle.

Nobody in Particular (OP)

Where are your I AM's sleepy ones?

User ID: 10043482

 United States

02/29/2012 12:12 PM



[\[link to www2.nict.go.jp\]](http://www2.nict.go.jp) guess we needed protons again. same general time frame that fleet supplies them.

Nobody in Particular (OP)

Where are your I AM's sleepy ones?

User ID: 10043482

 United States

03/01/2012 10:00 AM



well, quakes seem down this morning on usgs, but wait, there are missing ones. Now do I spend my time listing them today, shoot what the heck. [[link to www.emsc-csem.org](http://www.emsc-csem.org)]

12:35 utc. 65.81 N 176.07 W 33km **mb 4.6** NEAR S COAST OF CHUKOTKA, RUSSIA

12:03 utc 38.71 N 8.30 E 30km **mb 5.0** WESTERN MEDITERRANEAN SEA

3:25 Utc 36.99 N 140.71 E 10km **mb 4.9** NEAR EAST COAST OF HONSHU, JAPAN

2:13 utc 44.57 N 127.75 E 25km **mb 4.0** JILIN-HEILONGJIANG BDR, CHINA

2:13 utc 50.03 N 146.68 E 33km **mb 4.7** SEA OF OKHOTSK

2:12 utc 35.27 N 140.92 E 60km **mb 4.9** NEAR EAST COAST OF HONSHU, JAPAN

1:09 utc 53.87 N 108.04 E 10km **mb 5.1** LAKE BAYKAL REGION, RUSSIA

1:05 utc 46.40 N 14.20 W 10 **mb 4.9** NORTH ATLANTIC OCEAN

23:57 end of Feb 29 utc day, but not on usgs either. 35.11 N 145.02 E 10km **mb 5.3** OFF EAST COAST OF HONSHU, JAPAN

Not going to go further into Feb 29. I will check later today since I started a list.

Nobody in Particular (OP)

Where are your I AM's sleepy ones?

User ID: 10043482

 United States

03/02/2012 01:18 PM



was just checking solar et all data for first time today, we are right now just coming out of about an M.5 flare [[link to www.swpc.noaa.gov](http://www.swpc.noaa.gov)]

I assume its showing on drap already. [[link to www.swpc.noaa.gov](http://www.swpc.noaa.gov)]

there is an electron drop here: [[link to www.swpc.noaa.gov](http://www.swpc.noaa.gov)] but so far I am not finding evident to support why. [[link to www.swpc.noaa.gov](http://www.swpc.noaa.gov)] shows evidence of solar storm too. but not here [[link to www.swpc.noaa.gov](http://www.swpc.noaa.gov)] we have had almost 24 hours of mostly neg bz, minor. we get these long phases now and then.

Not sure the why on haarp here, doesn't correspond to the changes after 0 utc above. [[link to www.haarp.alaska.edu](http://www.haarp.alaska.edu)]

the polarshift thing here continues to be interesting. [[link to hpiers.obspm.fr](http://hpiers.obspm.fr)] been updated not long ago.

Nobody in Particular (OP)

Where are your I AM's sleepy ones?

User ID: 10043482

 United States

03/03/2012 11:14 AM



I did not finish the list of unreported quakes a few days ago. Today I may not do a whole list, but here is one notable missing quake. There are other smaller ones, like new zealand etc . [[link to www.emsc-csem.org](http://www.emsc-csem.org)] well adding some more. remember usgs claims to have all quakes 2.5 in the world on their list . I am just posting those 4+ here.

there are a 5 more after 1800 utc that are not on usgs, going to give it a bit more time.

18:31 utc 49.96 N 123.20 E 33km **mb 5.0** NORTHEASTERN NEI MONGOL, CHINA

18:29 utc 27.11 N 136.22 E 33km **mb 5.3** WEST OF BONIN ISLANDS

18:28 utc 17.91 N 134.50 E 10 **mb 5.5** PHILIPPINE SEA

18:23 utc 1.90 S 142.83 E 15 **mb 5.6** NINIGO ISLANDS REGION, P.N.G.

17:06 utc 23.32 N 152.27 E 168km **mb 5.6** MINAMI-TORI-SHIMA, JAPAN REGION

17:06 utc 11.36 N 142.13 E 5km **mb 5.7** SOUTH OF MARIANA ISLANDS

14:45 utc 48.81 N 128.28 W 28km **mb 4.1** VANCOUVER ISLAND, CANADA REGION

13:46 Utc 22.81 N 148.99 E 25km **mb 6.1** A EAST OF THE VOLCANO ISLANDS Plus perhaps same quake other end of fault, 5.4

12:26 utc 16.53 N 139.89 E 10km **mb 7.1** WEST OF MARIANA ISLANDS

12:19 utc 50.20 S 170.77 W 25km **mb 5.0** SOUTH OF CHATHAM ISLANDS

12:18 utc 32.46 S 169.33 E 25km **mb 4.6** NORTHWEST OF NEW ZEALAND

12:02 utc 38.73 N 43.62 E 7km **ML 4.0** EASTERN TURKEY

2:27 Utc 30.27 N 5.38 W 10 **mb 4.2** MOROCCO

1:39 utc 52.81 N 123.96 W 33km **mb 4.8** BRITISH COLUMBIA, CANADA LDG

Nobody in Particular (OP)

Where are your I AM's sleepy ones?

User ID: 10043482

 United States

03/04/2012 11:20 AM



I am wondering if the middle of this country is going to get crapped on again today. Look at the jet stream. [\[link to images.intellicast.com\]](http://link.to.images.intellicast.com)

then look at radar here. match up [\[link to radar.weather.gov\]](http://link.to.radar.weather.gov)

I have no idea if this will manifest, just suggesting that after watching jet stream and those bands of storms recently. Not a weather expert by any means.

Nobody in Particular (OP)

Where are your I AM's sleepy ones?

User ID: 10043482

 United States

03/05/2012 02:05 PM



well we got a barely x flare visually a few hours ago. I have not looked to see if there was any CME with it. [\[link to www.swpc.noaa.gov\]](http://link.to.www.swpc.noaa.gov)

Proton flux, is climbing, started actually before the x flare, maybe cumulative from the m flare or the several C flares after it yesterday. [\[link to www.swpc.noaa.gov\]](http://link.to.www.swpc.noaa.gov)

San Francisco bay area got a 4 while ago, on the Hayward a bit north of Berkeley.

Nobody in Particular (OP)

Where are your I AM's sleepy ones?

User ID: 12018334

 United States

03/06/2012 08:27 PM



[\[link to www.n3kl.org\]](http://www.n3kl.org) we got a generous x flare X 4 or 5 looks like. Don't know if there is a CME ejected with it or not. Just after 0 utc. SDO maybe has the flare starting,, no images yet from soho or stereo yet to know if there is a cme with this.

MrCharlest

User ID: 1503437

 United States

03/06/2012 08:36 PM

Re: Nip's solar/quake thread

Thank you, NIP. Do you think this will threaten the planet to any level, even minimally?

Nobody in Particular (OP)

Where are your I AM's sleepy ones?

User ID: 12018334

 United States

03/06/2012 08:41 PM



Thank you, NIP. Do you think this will threaten the planet to any level, even minimally?

Quoting: **MrCharlest 1503437**

no. here's a pretty pic of the flare. [\[link to lasp.colorado.edu\]](http://lasp.colorado.edu)

I did wag out suddenly just a bit ago, so that is probably the reason. Since those arrive in minutes and it was still light here at the time. I can't make any other comments until we see if it did a CME or not. But even so at this point I would see not reason to worry. we had an X 45 or something like that in 2003 or so, I don't remember the details, and were probably fine then. I did come to realize some of my symptoms I blamed on MS, the CFS etc, were related probably to solar maxes after I

started paying more attention a few years ago.

Earlier to day we had gamma rays from something. I have not asked if fleet did them, usually they do, as I got "pinged" really good from those, and had checked also to see if we got a biggy proton hit, because those little buggers if the speed is very high and the density high can prickle my skin too. but at the time nothing. I have not checked that one gamma ray site to see if one is there for this afternoon.

I am thinking of starting a THIS IS NOT THE END OF THE WORLD OVER AN X flare thread, but I really don't want to babysit the thing. Not in the mood tonight at all to teach and reteach and re re teach etc. I did that on a Saturday night during my vacation when the family was watching a kids movie. WE got a CME that came in SLOW so the wind didn't raise much and every one freaked over that.

X flares if there is a cme can produce little cme's of little interest,, and c and m flares can produce big cmes. The size of the cme doesn't have much to do with size the Xray flare.

[shadasonic](#)

User ID: 10309055

 United States

03/06/2012 08:45 PM



Thank you, NIP. Do you think this will threaten the planet to any level, even minimally?
Quoting: **MrCharlest 1503437**

no. here's a pretty pic of the flare. [\[link to lasp.colorado.edu\]](http://link.to/lasp.colorado.edu)

I did wag out suddenly just a bit ago, so that is probably the reason. Since those arrive in minutes and It was still light here at the time. I can't make any other comments until we see if it did a CME or not. But even so at this point I would see not reason to worry. we had an X 45 or something like that in 2003 or so, I don't remember the details, and were probably fine then. I did come to realize some of my symptoms I blamed on MS, the CFS etc, were related probably to solar maxes after I started paying more attention a few years ago.

Earlier to day we had gamma rays from something. I have not asked if fleet did them, usually they do, as I got "pinged" really good from those, and had checked also to see if we got a biggy proton hit, because those little buggers if the speed is very high and the density high can prickle my skin too. but at the time nothing. I have not checked that one gamma ray site to see if one is there for this afternoon.

I am thinking of starting a THIS IS NOT THE END OF THE WORLD OVER AN X flare thread, but

I really don't want to babysit the thing. Not in the mood tonight at all to teach and reteach and re re teach etc. I did that on a Saturday night during my vacation when the family was watching a kids movie. WE got a CME that came in SLOW so the wind didn't raise much and every one freaked over that.

Quoting: **Nobody in Particular**

GRBS have been showing up alot more of late.NIP wouldn't you expect a CME out of an LDE like we are going through,just curious

Nobody in Particular (OP)

Where are your I AM's sleepy ones?

User ID: 12018334

 United States

03/06/2012 09:31 PM



Ok we have the first evidence of a CME with the X5 flare. [[link to stereo.gsfc.nasa.gov](http://link.to.stereo.gsfc.nasa.gov)]

And since the time of this first image is almost 1 hour AFTER the X flare, this is a pretty fast ejection and it looks pretty big, but not huge. there is on this image an area of intensity that I assume is a glob of "mass" ejected.

[[link to sdo.gsfc.nasa.gov](http://link.to.sdo.gsfc.nasa.gov)] click on image AIA 094, nice one of the flare, as it happened.

Nobody in Particular (OP)

Where are your I AM's sleepy ones?

User ID: 12018334

 United States

03/06/2012 10:17 PM



[[link to sdo.gsfc.nasa.gov](http://link.to.sdo.gsfc.nasa.gov)] now has more images up, click on the pop down box and enjoy. still no stereo ahead or soho images.

Nobody in Particular (OP)

Where are your I AM's sleepy ones?

User ID: 12018334

 United States

03/06/2012 11:24 PM



[\[link to spaceweather.com\]](http://spaceweather.com) Concerning the X5 flare, yes still only on stereo behind, so we wait and see.

This eruption hurled a bright CME into space. First-look data from STEREO-B are not sufficient to determine if the cloud is heading for Earth. Our best guess is "probably, yes, but not directly toward Earth." A glancing blow to our planet's magnetosphere is possible on March 8th or 9th. Stay tuned for updates. Solar flare alerts: text, phone.

And we have a CME I hitting NOW, and it looks moderate on the AE index, proton count so far not impressive, nor is wind impressive, but the BZ is taking a good hit, the stuff is coming right on it. Bz is -13.7, wind 423, density 9.7 at this time here: click on the dials for figures. [\[link to www.swpc.noaa.gov\]](http://www.swpc.noaa.gov) and showing radio blackout at R3, not sure if from CME hitting, or the X 5 flare.

[\[link to www2.nict.go.jp\]](http://www2.nict.go.jp)

X5 flare lighting up here [\[link to www.swpc.noaa.gov\]](http://www.swpc.noaa.gov) and green and blue proton flux rising with the flare.

Last Edited by [Nobody in Particular](#) on 03/06/2012 11:43 PM

MESSAGE TO HUMANITY From I AM, Source, The FATHER

[\[link to www.youtube.com\]](http://www.youtube.com)

[\[link to www.abundanthope.net\]](http://www.abundanthope.net) AH IS the GLOBAL 2nd Coming Organization in partnership with the one you call "Jesus" Any of my personal writings on GLP may be used freely in good intent.
NIP

[Nobody in Particular](#) (OP)

Where are your I AM's sleepy ones?

User ID: 12018334

 United States

03/06/2012 11:44 PM



I don't know why, the proton level of this CME should not be doing this, I think maybe another gamma ray thingy, skin is being peppered again. Also a rather sudden increase in metallic sounding ear noise that started in last night, was quieter again and now is back up. This is in both ears.

Anonymous Coward
User ID: 11293483
 United States
03/06/2012 11:51 PM

I have been so drained feeling for a couple days. in a dream land feeling, nothing moves me...peace

[Nobody in Particular](#) (OP)
Where are your I AM's sleepy ones?
User ID: 12018334
 United States
03/07/2012 09:58 AM



I have been so drained feeling for a couple days. in a dream land feeling, nothing moves me...peace

Quoting: **Anonymous Coward 11293483**

join the club, and if that sunspot keeps doing cmes plus the sudden energies of big flares, being drained may continue for a bit, besides the draining energy of life on this world. when we had the big X early march last year, I was out to lunch and shopping with a friend and it about layed us both out, he spoke first asking if I just felt something huge. we had a very long lazy lunch to recover before the shopping resumed.

[Nobody in Particular](#) (OP)
Where are your I AM's sleepy ones?
User ID: 12018334
 United States
03/07/2012 10:05 AM



well looky here, that supposed little cme that was coming in around 2 utc last night delivered a bigger punch than NASA suggested on spaceweather. [[link to www2.nict.go.jp](http://www2.nict.go.jp)]

[[link to www2.nict.go.jp](http://www2.nict.go.jp)]

Looks like the protons got to 30 for a bit, and bz touched on -20. This should do something with the quakes and may be wagging some of you.

Also the Cme with the x flare last night is not on stereo ahead, must have been **out of contact**, so we have only stereo B OR SOHO, so we wait and see. [[link to stereo.gsfc.nasa.gov](http://stereo.gsfc.nasa.gov)]

We are having a proton shower or whatever they call that showing on SOHO. OK I just checked spaceweather, they call it a solar radiation storm.

Also I just looked at lasco c3, the tail end of the cme is on it, but not intense at all, as to density of the thing. So even if it may glance earth, I don't think the counts will be real high anyway. We will wait and see.

[einsteinsfly](#)

User ID: 11573992

 United States

03/07/2012 10:59 AM



HAARP instruments are playing the tune of the storm. Indications looking like it's going to get loud.

[[link to www.harp.alaska.edu](http://www.harp.alaska.edu)]

[Nobody in Particular](#) (OP)

Where are your I AM's sleepy ones?

User ID: 12018334

 United States

03/07/2012 01:31 PM



HAARP instruments are playing the tune of the storm. Indications looking like it's going to get loud.

[\[link to www.haarp.alaska.edu\]](http://www.haarp.alaska.edu)

Quoting: **einsteinsfly**

wow, yep, huge ingress on the storm that was claimed initially on spaceweather to be wimpy.

[\[link to www.n3kl.org\]](http://www.n3kl.org) huge depression on the electron counts too, which is not really depression, just that during proton storms they don't get counted right. data here for those not knowing is on weather satellites, which well inside the magnetosphere, so when these register the storms, you know they have "come in". big kp

Also the coronal hole is due to arrive march8/9 which will be additive to the CME from the X5 flare due tomorrow sometime too. If this cme arrives tomorrow it should show an appropriate high wind speed too. People made a big deal out of NOTHING when cme came in when I was on vacation, a Saturday evening, because the wind was not much affected. The WIND reflects how FAST a storm arrives. Wind can even decrease from where it was before the storm if the arrival is slow. On this CME that came in last night, it was running faster that the conditions before it hit, and then it suddenly dropped off, and the wind is down close to or less than 300 right now. It's just like your car if you accelerate or brake, which you measure in mph, in the us of a, other places generally km/per hour.

Solar Wind is measured as here: [\[link to www.swpc.noaa.gov\]](http://www.swpc.noaa.gov) click on the dials for the actual current figures unless the ace satellite is down. this site also lets you know some other quick information.

Nobody in Particular (OP)

Where are your I AM's sleepy ones?

User ID: 12018334

 United States

03/07/2012 07:50 PM



[\[link to www2.nict.go.jp\]](http://www2.nict.go.jp) hmmm sometimes that means a biggy storm is coming in, the little critter is all balled up. Also happens with high bz, the high bz sometimes is the magnetosphere

trying to ward off the incoming blast. Isn't it predicted to arrive about 7 utc march 8, its almost 1 utc. well lets watch and see.

OK now spaceweather says 6:25 utc, + or - 7 hours

Nobody in Particular (OP)

Where are your I AM's sleepy ones?

User ID: 12018334

 United States

03/08/2012 10:44 AM



[\[link to wdc.kugi.kyoto-u.ac.jp\]](http://wdc.kugi.kyoto-u.ac.jp) CNN says this cme is here, no evidence on nict etc. but I am having odd internet issues, don't know it related or not, little short times with no signal.

but this indicates something may be arrived. who knows Ace is still reporting data and not showing anything indicating it is here. [\[link to www.swpc.noaa.gov\]](http://www.swpc.noaa.gov)

Nobody in Particular (OP)

Where are your I AM's sleepy ones?

User ID: 12018334

 United States

03/08/2012 11:02 AM




well cnn still says its here, and until the missing data is filled in for when soho is out of contact, the wind is apparently 700 there. [\[link to umtof.umd.edu\]](http://umtof.umd.edu)

let me go check haarp [\[link to www.haarp.alaska.edu\]](http://www.haarp.alaska.edu) Ok my guess is CNN is right, and Ace is reporting garbage or is partially turned off, and if so they shouldn't be reporting garbage, it should be BLANK if they have turned it off or its out. this is suggestive something is going on. [\[link to www.n3kl.org\]](http://www.n3kl.org)

Nobody in Particular (OP)

Where are your I AM's sleepy ones?

User ID: 12018334

 United States

03/08/2012 12:06 PM



well maybe they do have ace shutdown, but then it should be showing nothing. oh well. It is being claimed now on spaceweather it hit at 11 utc.

CME IMPACT: A coronal mass ejection (CME) hit Earth's magnetic field on March 8th around 1100 UT. The impact was weaker than expected, sparking only a mild ($K_p=5$) geomagnetic storm. However, the storm could intensify in the hours ahead depending on electromagnetic conditions in the wake of the CME. High-latitude sky watchers should be alert for auroras. Aurora alerts: text, phone.

Nobody in Particular (OP)

Where are your I AM's sleepy ones?

User ID: 12018334

 United States

03/08/2012 01:40 PM



Ok the missing data while soho was out of contact, is now up here" [\[link to umtof.umd.edu\]](http://umtof.umd.edu)

Protons went a little above 30 about 11 utc when the storm came in and is now around around 8 or so. the large count number only lasted about an hour or so.

the wind went to about 800, and now is about about 700.

[\[link to wdc.kugi.kyoto-u.ac.jp\]](http://wdc.kugi.kyoto-u.ac.jp) AE index here went to maybe 1200. Medium short duration storm at this point.

No even worth al the hype put out. I have said often the intensity of any CME coming from a X ray Flare is not necessary related to the strength of the flare. This CME is much smaller than the "small one" that came in yesterday that Nasa said we got. The one yesterday was the more significant storm. You might want to take a glimpse at haarp to prove that one. [\[link to www.haarp.alaska.edu\]](http://www.haarp.alaska.edu)

We will have to watch,, since supposedly 2 cme's came off, if there is another bump to come or not.

Nobody in Particular (OP)

Where are your I AM's sleepy ones?

User ID: 12018334

 United States

03/09/2012 11:08 AM



well ACE is still reporting too accurately, look at the haarp magnetometer this morning. [[link to www.harp.alaska.edu](http://www.harp.alaska.edu)]

So I went to SOHO [[link to umtof.umd.edu](http://umtof.umd.edu)] and there was a wind surge up towards 1000. I will check later for the missing data which they always place when soho is back in contact again. This is I assume the coronal hole.

[[link to www.n3kl.org](http://www.n3kl.org)] a M flare a few hours ago. other data here suggestive of continuing activity.

[[link to ccmc.gsfc.nasa.gov](http://ccmc.gsfc.nasa.gov)] OMG, I have NEVER seen this configuration on BATS R US before in the xz figure or the xy And I due check it during storms regularly. I will have to perhaps inquire shortly. the polar caps are wide open which explains to some degree what is on haarp.

Something is afoot.

EDIT since bats r us is also in nearly real time, go to the bottom to select images for 2 weeks past and select the time 16:24 or so UTC today, for what I am refering too. its still messed up but apparently moving back to closer to normal, here an hour later. about 17:20 utc as I am posting now.

Anonymous Coward

User ID: 12225802

 United States

03/09/2012 12:13 PM



Nobody in Particular (OP)

Where are your I AM's sleepy ones?

User ID: 12018334

 United States

03/09/2012 12:19 PM



Quoting: **Anonymous Coward 12225802**

well that I guess expresses your intent, starting out as a smile and degenerating.....

Nobody in Particular (OP)

Where are your I AM's sleepy ones?

User ID: 12018334

 United States

03/09/2012 01:03 PM



[\[link to www2.nict.go.jp\]](http://www2.nict.go.jp) well I guess ACE is back on, if its been "off". the full info on [\[link to umtof.umd.edu\]](http://umtof.umd.edu) is now completed after Soho was out of contact. Wind is now calmed to about 650 on it. which is consistent with what is now showing on ACE and NICT.

OMG I just checked the AE index from here WOW WOW WOW. [\[link to wdc.kugi.kyoto-u.ac.jp\]](http://wdc.kugi.kyoto-u.ac.jp) going up well over 2000 which is why all that activity on Haarp. the AE on NICT is obviously NOT reporting that which should have been reported over the night. KP was up to 7 before or as I got up this morning and is still 6. [\[link to www.n3kl.org\]](http://www.n3kl.org)

Nobody in Particular (OP)

Where are your I AM's sleepy ones?

User ID: 12018334

 United States

03/09/2012 02:27 PM



Ok the M 6 earlier today apparently produced a cme according to spaceweather. I have not checked stereo or soho on this at all. But the sunspot is in good location, to have sent it earthward. They are also admitting that the early part of the CME expected yesterday was not a wimpy as they suggested. GORGEOUS aurora image from Iceland there, that would be worth saving to ones computer.

Nobody in Particular (OP)

Where are your I AM's sleepy ones?

User ID: 12018334

 United States

03/10/2012 10:19 AM



well I don't know if this is the coronal hole behind this or not, probably? but [[link to wdc.kugi.kyoto-u.ac.jp](http://wdc.kugi.kyoto-u.ac.jp)] we continue to have a bunch of stuff coming right on in during my evening last night.

that energy band on the haarp induction magnetometer is moving closer to 2.5 which was where it was for a time before the Japan quake last year. worth watching to see if quakes of a severe nature are related to that or not.

[[link to www.haarp.alaska.edu](http://www.haarp.alaska.edu)]

[[link to www.n3kl.org](http://www.n3kl.org)] since the electrons are rising again I assume these current storms are settling down. The equipment imply doesn't record electrons well during solar storms, it does not mean they go down. Of interest, which I forgot to document here for at least a week, the electrons were depressed around 0 utc, every single day, prior to the current solar storms. since kp was 5 during the same ingress on the AE index above, and the protons did not rise I assume this is the coronal hole.

Anonymous Coward

User ID: 12032091

 United States

03/10/2012 12:49 PM



Quoting: **Anonymous Coward 12225802**

well that I guess expresses your intent, starting out as a smile and degenerating.....

Quoting: **Nobody in Particular**

I LOVE YOUR WORDS! I watch this thread and AH daily! Thanks C- for all that you do! xoxox -C in SW WA

Nobody in Particular (OP)

Where are your I AM's sleepy ones?

User ID: 12018334

 United States

03/10/2012 09:34 PM



well, we have the CME from the M5 flare early Mar 9 arriving in 5 to 10 hours or so, and then today there was an M8 so a couple more days or so, another.

[\[link to www.n3kl.org\]](http://www.n3kl.org) Proton flux is coming back down.